

THE CALL

1 RESPONSES

s. guit.

The first system of music is divided into two parts: 'THE CALL' and '1 RESPONSES'. The 'THE CALL' section consists of four measures of music. The first two measures are chords on the low strings (E, A, D). The third measure is a chord (E, A, D) with a half-note bend on the D string. The fourth measure is a chord (E, A, D) with a half-note bend on the D string. The '1 RESPONSES' section consists of four measures. The first measure is a chord (E, A, D). The second measure is a chord (E, A, D) with a half-note bend on the D string. The third measure is a chord (E, A, D) with a half-note bend on the D string. The fourth measure is a chord (E, A, D) with a half-note bend on the D string. The guitar TAB below shows the fret numbers for each note: 0, 0, 3, 2 for 'THE CALL' and 0, 0, 3, 0 for '1 RESPONSES'. A half-note bend is indicated by an upward arrow with '1/2' above it.

The second system of music is divided into two parts: 'THE CALL' and '2 RESPONSES'. The 'THE CALL' section consists of four measures of music. The first two measures are chords on the low strings (E, A, D). The third measure is a chord (E, A, D) with a half-note bend on the D string. The fourth measure is a chord (E, A, D) with a half-note bend on the D string. The '2 RESPONSES' section consists of four measures. The first measure is a chord (E, A, D). The second measure is a chord (E, A, D) with a half-note bend on the D string. The third measure is a chord (E, A, D) with a half-note bend on the D string. The fourth measure is a chord (E, A, D) with a half-note bend on the D string. The guitar TAB below shows the fret numbers for each note: 0, 0, 3, 2 for 'THE CALL' and 0, 0, 2, 0, 2 for '2 RESPONSES'. A half-note bend is indicated by an upward arrow with '1/2' above it.

The third system of music is divided into two parts: 'THE CALL' and '3 RESPONSES'. The 'THE CALL' section consists of four measures of music. The first two measures are chords on the low strings (E, A, D). The third measure is a chord (E, A, D) with a half-note bend on the D string. The fourth measure is a chord (E, A, D) with a half-note bend on the D string. The '3 RESPONSES' section consists of four measures. The first measure is a chord (E, A, D). The second measure is a chord (E, A, D) with a half-note bend on the D string. The third measure is a chord (E, A, D) with a half-note bend on the D string. The fourth measure is a chord (E, A, D) with a half-note bend on the D string. The guitar TAB below shows the fret numbers for each note: 0, 0, 3, 2 for 'THE CALL' and 0, 0, 3, 5 for '3 RESPONSES'. A half-note bend is indicated by an upward arrow with '1/2' above it. A slide is indicated by 'sl.' above the notes in the fourth measure of '3 RESPONSES'.

6 7 4

TAB

8 9 5

TAB

10 11 6

TAB

12 7 13 8

TAB: 2 / 4, 3, 3, 5

9 11 (10 was a review)

TAB: 2 / 4, 3, 0, 3, 2 / 4, 3, 2, 0, 2

12 13

TAB: 1 / 2, 0, 0, 3, 0, 2 / 4, 3, 5, 3, 4

18 14 2 bars

TAB: 1 / 2, 0, 2, 0, 2

15 16

19 20 21

TAB

3 | 1. | 2 / 4 | 3 | 4 | 3 | 5 | 1 / 2 | 0 | 2 | 0 | 2

22 17 23 18

TAB

2 / 4 | 3 | 3 | 2 | 2 | 1 | 0 | 2 | 2 | 0 | 1 | 0 | 0 | 0 | 3 | 2

19 (20 is a review)

21

smokestack lightning 1

24 25 26

TAB

0 | 0 | 0 | 0 | 3 | 2 / 4 | 3 | 4

22

smokestack lightning 2

Musical notation for 'smokestack lightning 2'. The top staff is a treble clef with notes and rests. The bottom staff is a guitar TAB with fret numbers and a circled '2' indicating a second ending. A wavy line above the staff indicates a vibrato effect.

23

smokestack lightning 3

Musical notation for 'smokestack lightning 3'. The top staff is a treble clef with notes and rests. The bottom staff is a guitar TAB with fret numbers and a circled '2'. A slur with a 1/4 note value is shown above the TAB.

24 smokestack lightning 4

Musical notation for 'smokestack lightning 4'. The top staff is a treble clef with notes and rests. The bottom staff is a guitar TAB with fret numbers and a circled '2'. A slur with a 1/4 note value is shown above the TAB.

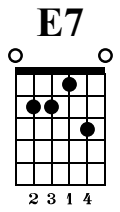
25 smokestack lightning 5

Musical notation for 'smokestack lightning 5'. The top staff is a treble clef with notes and rests. The bottom staff is a guitar TAB with fret numbers and a circled '2'.

26 smokestack lightning 6

Musical notation for measures 39-41. Treble clef, 4/4 time. Measure 39: G4, A4, B4, C5. Measure 40: D5. Measure 41: E5 (with a slur over it), F5, G5. Bass clef: Measure 39: G2, B1. Measure 40: D2. Measure 41: E2, F2, G2. TAB: Measure 39: 2 0 | 2 0 | ②. Measure 40: 0 | 0. Measure 41: 3 | 2 / 4 | 3 | 4. A 1/4 note symbol is above the 3 in measure 41.

Musical notation for measures 42-44. Treble clef, 4/4 time. Measure 42: G4, A4, B4, C5. Measure 43: D5, E5, F5, G5. Measure 44: G5 (with a slur), F5 (with a slur), E5 (with a slur), D5 (with a slur), C5. Bass clef: Measure 42: G2, B1. Measure 43: D2, E2, F2, G2. Measure 44: G2, F2, E2, D2, C2. TAB: Measure 42: 2 0 | 2 0 | ②. Measure 43: 0 1 | 2 0 | 1 0 | 3 2. Measure 44: 2 3 2 0 | ②. Above measure 44, there are wavy lines and the markings *sl.* and *P*.



Musical notation for measures 45-31. Treble clef, 4/4 time. Measure 45: G4, A4, B4, C5. Measure 46: D5, E5, F5, G5. Measure 30: G5, F5, E5, D5. Measure 47: G5, F5, E5, D5. Measure 31: G5, F5, E5, D5. Bass clef: Measure 45: G2, B1. Measure 46: D2, E2, F2, G2. Measure 30: D2, E2, F2, G2. Measure 47: G2, F2, E2, D2, C2. TAB: Measure 45: 0 | 0 | 0 1 | 0 3. Measure 46: 0 | 2. Measure 30: 3 4 | 2 0. Measure 47: 0 | 0. Measure 31: 0 3 1 2 2 0 | ②. Above measure 45, there is a wavy line and the marking *H*. Above measure 46, there is a wavy line and the marking *H*. Above measure 30, there is a wavy line and the marking *H*. Above measure 47, there is a wavy line and the marking *H*.

48 H 49 H 50 H 33

TAB 2 0 1 0 3 0 3 4 2 2 5 0 2 0 2 3 0

34 35

TAB 2 4 2 4 5 2 2 3 2 0 0 1 0

53 36 H 54 37 Memphis

TAB 0 2 5 4 2 3 4 0 3 / 5 0 3

55 56 38

TAB 0 2 / 4 2 0 2 2 0 2 0 4 0 4 0

57 58 39

TAB 5 0 5 0 4 0 2 0 2 3 2 0 ②

full

59 60

TAB 2 3 2 0 ② 2 / 3 2 0 ②

H P P P

61 62 40

TAB 2 0 2 3 0 3 0 3 2 0 2

sl.

41 63 H 64 42 H

TAB

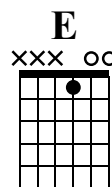
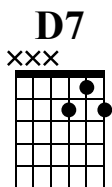
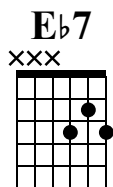
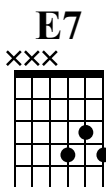
43 H 65 H

TAB

44 H 66 H

TAB

45.1



67

TAB

4	3	2	0
3	2	1	0
4	3	2	1

68

TAB

0 1 2

69 45.2

TAB

4 3 4 3 2 3 2 1 2 0 1 0

70

TAB

0 1 2

|

71 45.3

TAB

4 3 4 3 2 3 2 1 2 0 1 0

|

72

TAB

0 1 2

|

73 45.4

TAB

4 4 4 3 3 3 2 2 2 0 1 0

|

74

TAB

0 1 2 | 2021

75 45.5

TAB

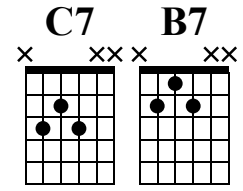
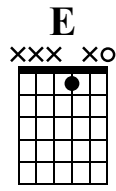
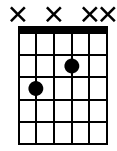
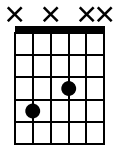
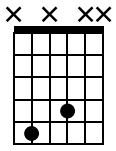
4 3 0 4 0 3 3 2 0 3 0 2

76

TAB

2 1 0 2 0 1 0 1 0 0 3 1

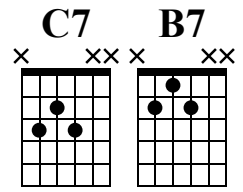
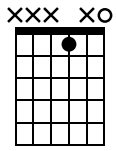
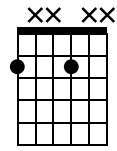
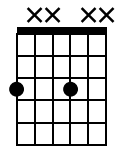
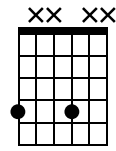
46



Musical notation for measures 46-47, including treble clef, notes, and triplets.

Tablature for measures 46-47, showing fret numbers and triplet markings.

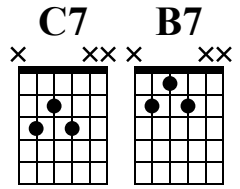
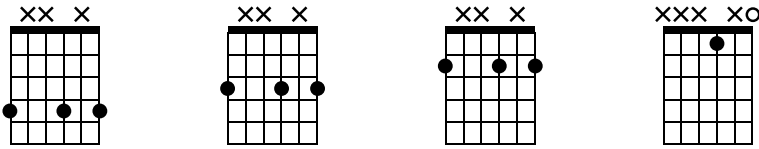
47



Musical notation for measures 47-48, including treble clef, notes, and triplets.

Tablature for measures 47-48, showing fret numbers and triplet markings.

48



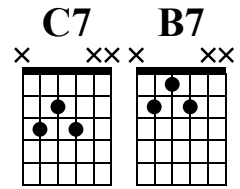
Musical notation for measures 81-84. Measure 81: Treble clef, notes G4, A4, B4, C5. Measure 82: Treble clef, notes G4, A4, B4, C5. Measure 83: Treble clef, notes G4, A4, B4, C5. Measure 84: Treble clef, notes G4, A4, B4, C5. Bass clef, notes G2, A2, B2, C3. Fingerings: 4, 3, 2, 0, 1, 0. Accents: H. Groupings: 3, 3, 3, 3.

TAB notation for measures 81-84. Measure 81: 4, 4, 4, 4. Measure 82: 3, 3, 3, 3. Measure 83: 2, 2, 2, 2. Measure 84: 0, 1, 0, 0. Groupings: 3, 3, 3, 3.

83

84

Empty musical notation and TAB for measures 83 and 84.



49

Musical notation for measures 85-86. Measure 85: Treble clef, notes G4, A4, B4, C5. Measure 86: Treble clef, notes G4, A4, B4, C5. Bass clef, notes G2, A2, B2, C3. Fingerings: 2, 2, 0, 0, 4, 4, 3, 3. Groupings: 3, 3, 3, 3.

TAB notation for measures 85-86. Measure 85: 2, 2, 0, 0. Measure 86: 4, 4, 3, 3. Groupings: 3, 3, 3, 3.

50

87 88

TAB

51

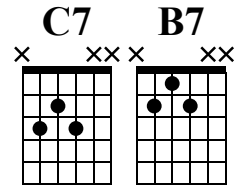
89 90

TAB

52

91 92

TAB



93 3 3 3 3 94

T
A
B

2 0 2 1 2 0 1 2 0 1 0 3 0 3 2 3 (2 1 2)

95 96

T
A
B

97 98

T
A
B

99 H H 100 H

T
A
B

0 1 2 4 2 0 1 2 4 2 0 4 0 5 0 4

101 102 H

TAB

103 H 104

TAB

105 106 H

TAB

107 108

TAB

0 2 3

109

TAB

3 0 2 0 4 0 3 0