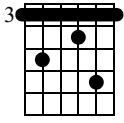


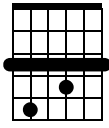
Last Night variations

s. guit.

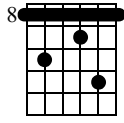
G7



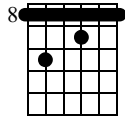
G7



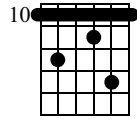
C7



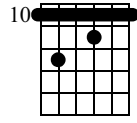
C7



D7

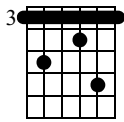


D7

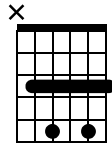


Musical notation for measures 1-6. Measure 1: Treble clef, 4/4 time, G7 chord (3 fret), notes G4, B4, D5. Measure 2: G7 chord (open strings), notes G4, B4, D5. Measure 3: Treble clef, C7 chord (8 fret), notes C5, E5, G5. Measure 4: C7 chord (8 fret), notes C5, E5, G5. Measure 5: Treble clef, D7 chord (10 fret), notes D5, F#5, A5. Measure 6: D7 chord (10 fret), notes D5, F#5, A5. TAB notation below shows fret numbers for each measure.

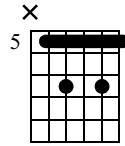
G7



C7

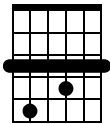


D7

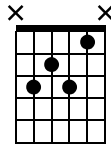


Musical notation for measures 7-9. Measure 7: Treble clef, G7 chord (3 fret), notes G4, B4, D5. Measure 8: Treble clef, C7 chord (5 fret), notes C5, E5, G5. Measure 9: Treble clef, D7 chord (5 fret), notes D5, F#5, A5. TAB notation below shows fret numbers for each measure.

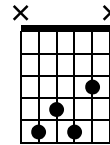
G7



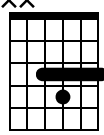
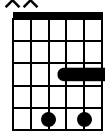
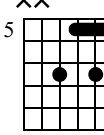






C7

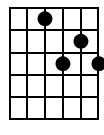
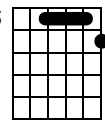
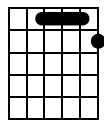








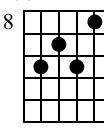
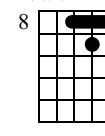
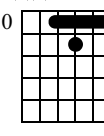






D7

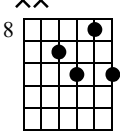
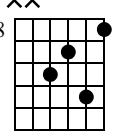
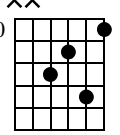



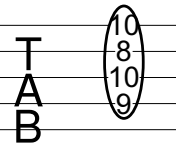
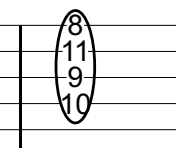
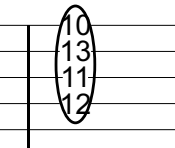





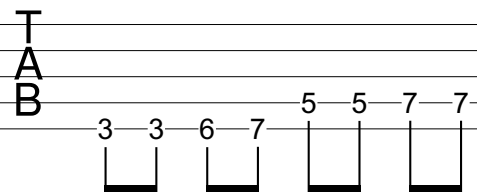
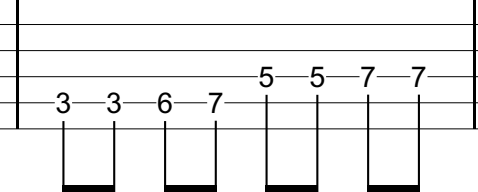
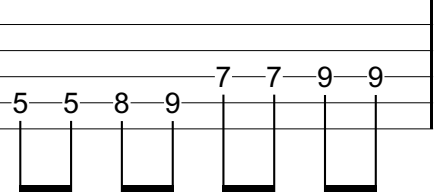
Musical notation for measures 10-12. Measure 10: Treble clef, G7 chord (open strings), notes G4, B4, D5. Measure 11: Treble clef, C7 chord (open strings), notes C5, E5, G5. Measure 12: Treble clef, D7 chord (open strings), notes D5, F#5, A5. TAB notation below shows fret numbers for each measure.




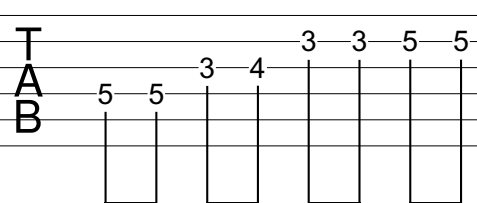
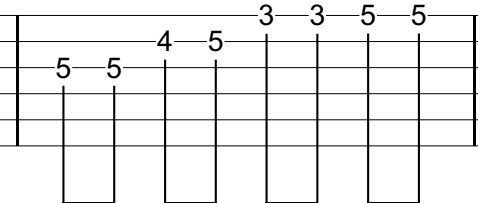
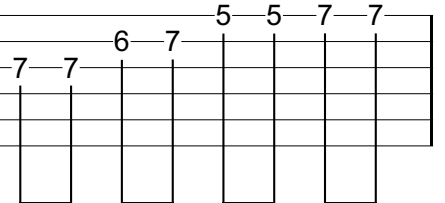
G7 xx 	C7 xx 	D7 xx 5 
10 	11 	12 
TAB 		




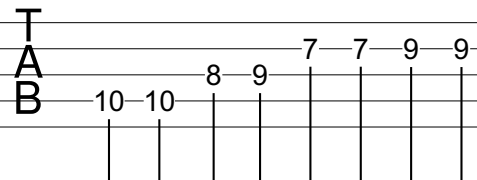
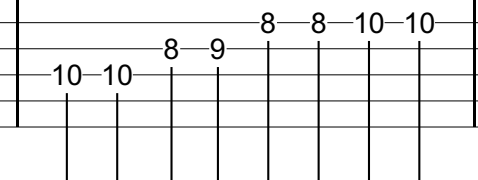
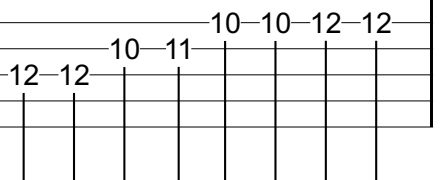
G7 xx 5 	C7 xx 5 	D7 xx 7 
13 	14 	15 
TAB 		

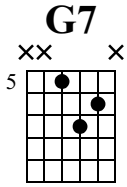
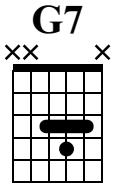
G7 x 8 x 	C7 xx 8 	D7 xx 10 
16 	17 	18 
TAB 		

G7	C7	D7
xx 8 	xx 8 	xx 10 
19 	20 	21 
TAB 	TAB 	TAB 

G	C	D
22 	23 	24 
TAB 	TAB 	TAB 

25 	26 	27 
TAB 	TAB 	TAB 

28 	29 	30 
TAB 	TAB 	TAB 

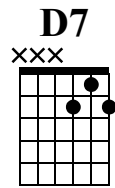
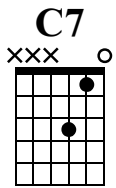
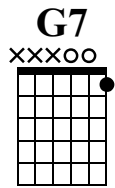


31

32

33

T	3	5	6	5	8	10	11	10	10	12	13	12
A	4	5	7	5	9	10	12	10	11	12	14	12
B	3	5	5	5	8	10	10	10	10	12	12	12

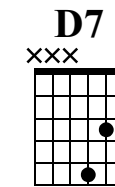
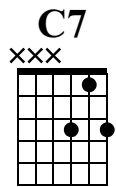
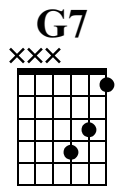


34

35

36

T	0	0	0	0	0	1	3	0	2	1	2
A	0	0	0	0	0	1	3	0	2	1	2
B	0	0	0	0	0	1	3	0	2	1	2

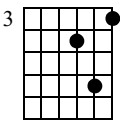
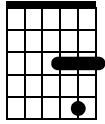
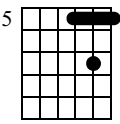








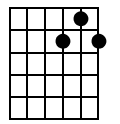
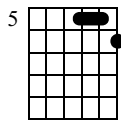
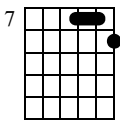






37

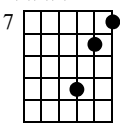
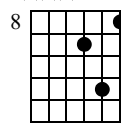
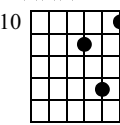






38

39

T	1	3	4	3	1	2	3	0	3	0	3
A	1	3	4	3	1	2	3	0	3	0	3
B	1	3	4	3	1	2	3	0	3	0	3

G7 xxx 	C7 xxx 	D7 xxx 
40	41	42
		
TAB 	TAB 	TAB 

G7 xxx 	C7 xxx 	D7 xxx 
43	44	45
		
TAB 	TAB 	TAB 

G7 xxx 	C7 xxx 	D7 xxx 
46	47	48
		
TAB 	TAB 	TAB 

G7
xxx
8

C7
xxx
11

D7
xxx
13

49

TAB

G7
xxx
10

C7
xxx
11

D7
xxx
13

52

TAB

G7
xxx
12

C7
xxx
13

D7
xxx
15

55

TAB

58

The image shows a musical score for guitar. It consists of two staves. The top staff is a treble clef staff with a treble clef symbol and the number '58' above it. The bottom staff is a TAB staff with the letters 'T', 'A', and 'B' stacked vertically on the left side. Both staves are empty of notes or tablature.