

Guitar Etude 2

n.guit.

Chord diagrams for the first system:

- A^ø (11)**: x x 11 2 3 4 1
- A^ø (12)**: x 12 1 3 2 4
- D7aug (10)**: xx 10 1 2 3 1
- F#dim7 (4)**: xx 4 1 3 2 4

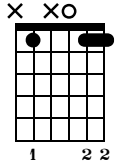
TAB: 8 10 11 13 12 10 5 4 5 4

Chord diagrams for the second system:

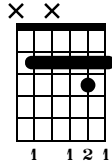
- Gm11 (5)**: xx 5 1 3 2 4
- C13b9 (5)**: x 5 3 4 2 1 1
- E^b7/C (2)**: x x 2 3 1 4
- B⁶/9 (6)**: x 6 2 1 1 3 4
- C^ø (8)**: 8 1 2 1 1 4
- B13 (1)**: x x 1 1 3 3

TAB: 8 6 7 5 5 3 9 7 4 4 2 11 8 8 9 8 4 4 2 2

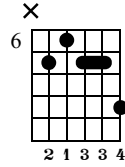
B^b6/9



Bm7



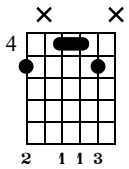
E13



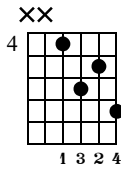
Musical notation for the first section, including a treble clef staff with a key signature of two flats and a common time signature. The notation shows a sequence of chords and notes. Below the staff is a TAB section with the following fret numbers: 1, 3, 0, 2, 3, 2, 1, 2, 5, 9, 7, 7, 7, 6, 7.

Em7b5 is incorrect

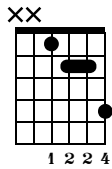
A⁶/9



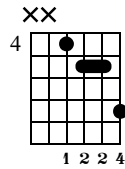
F#m11



B13



A^b7alt



Musical notation for the second section, including a treble clef staff with a key signature of two flats and a common time signature. The notation shows a sequence of chords and notes. Below the staff is a TAB section with the following fret numbers: 5, 7, 7, 5, 5, 4, 2, 1, 2, 7, 5, 5, 4, 2, 5, 4, 2.

