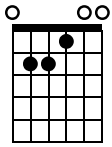
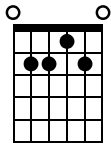


Standard tuning

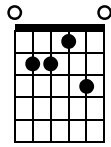
E



E6



E7

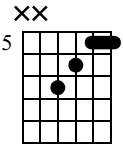


1

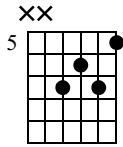
TAB

0	0	0
0	2	3
1	1	1
2		
2		
0		

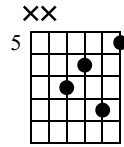
A



A6



A7

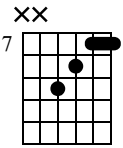


2

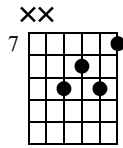
TAB

5	5	5
5	7	8
6	6	6
7	7	7

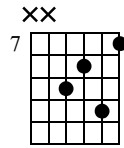
B



B6



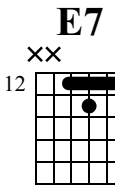
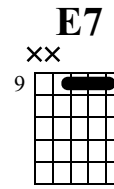
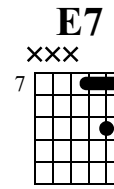
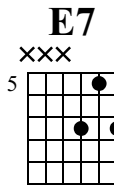
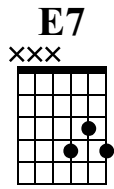
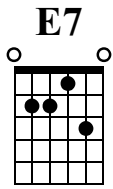
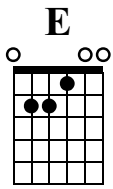
B7



3

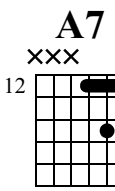
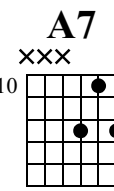
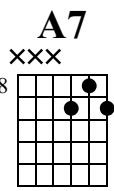
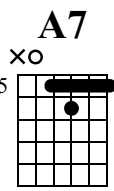
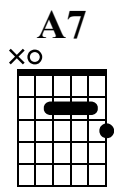
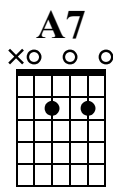
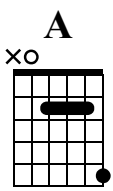
TAB

7	7	7
7	9	10
8	8	8
9	9	9



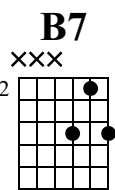
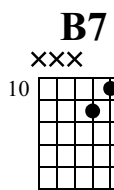
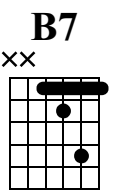
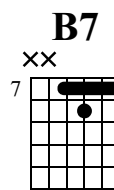
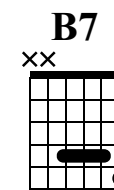
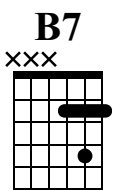
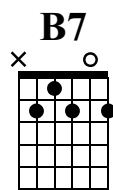
Musical notation for measures 4-10, including treble clef, notes, and TAB.

4	5	6	7	8	9	10
0	0	4	7	7	10	12
0	3	3	5	9	9	12
1	1	4	7	7	9	13
2	2				9	12
2	2					
0	0					



Musical notation for measures 11-17, including treble clef, notes, and TAB.

11	12	13	14	15	16	17
5	0	3	5	9	12	12
2	2	2	5	8	10	14
2	0	2	6	9	12	12
2	2	2	5			
0	0	0	0			



Musical notation for measures 18-24, including treble clef, notes, and TAB.

18	19	20	21	22	23	24
2	2	5	7	7	11	14
0	4	4	7	10	10	12
2	2	4	8	8	11	14
1		4	7	7		
2						

25

The image shows two musical staves. The top staff is a treble clef staff with a treble clef symbol on the left and a double bar line on the right. The number '25' is written above the staff. The bottom staff is a guitar TAB staff with the letters 'T', 'A', and 'B' stacked vertically on the left side and a double bar line on the right.