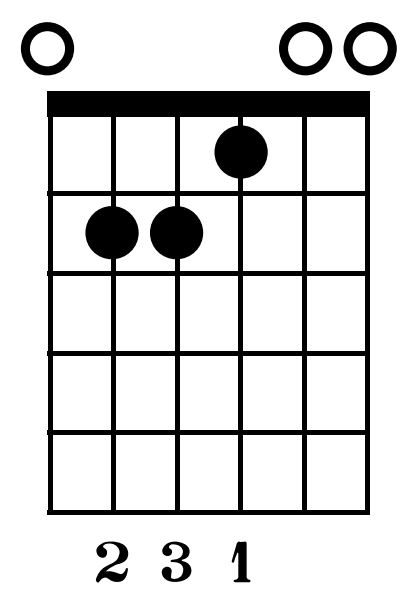


Key of E

CCM Style

I PART 1

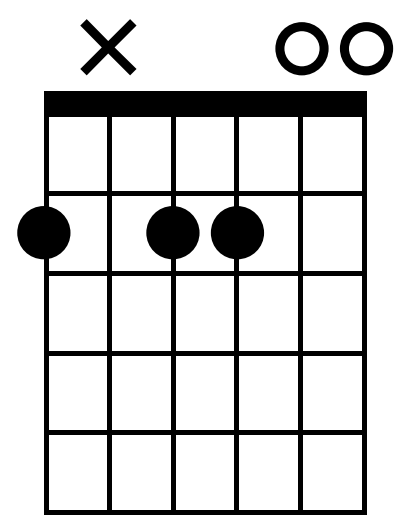
E



2 3 1

ii

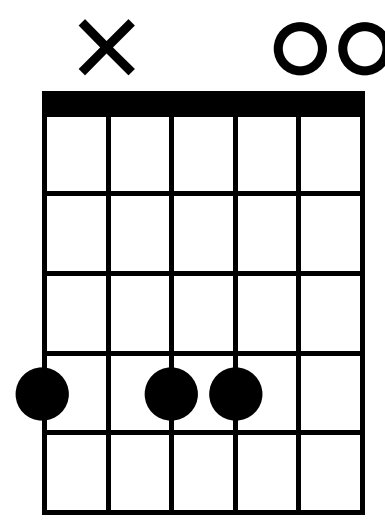
F#m7sus



1 2 3

iii

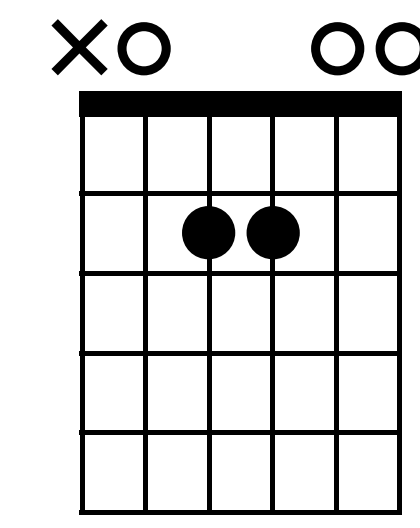
G#m7#5



1 2 3

IV

Asus2



1 2

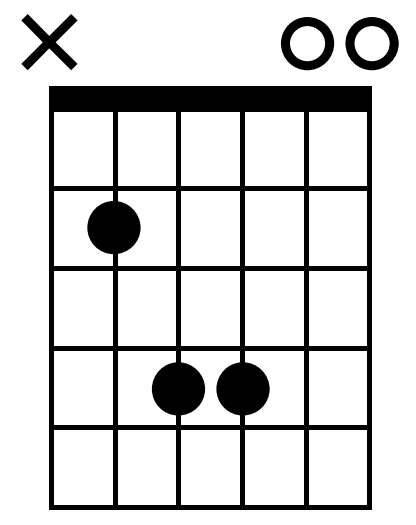
n.guit.

1

TAB: 0 0 1 2 2 0

V

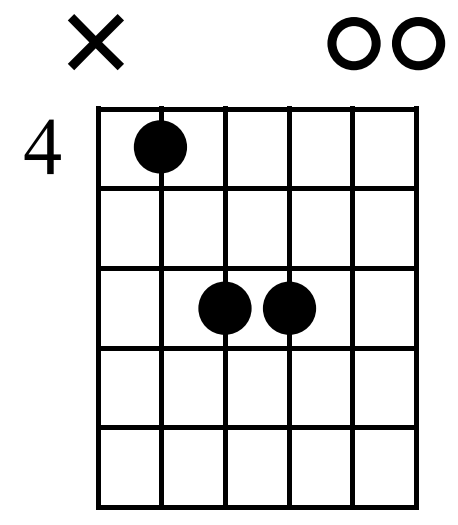
Bsus4



1 3 4

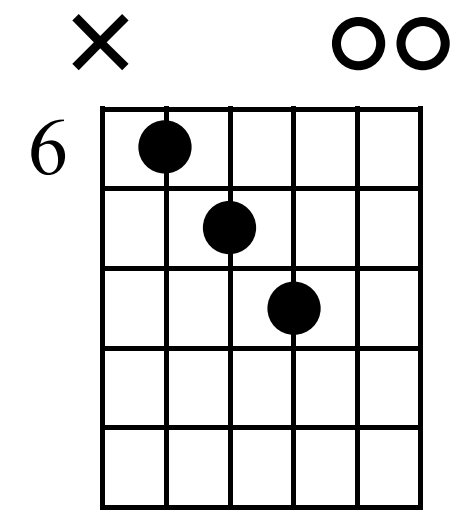
vi

C#m7



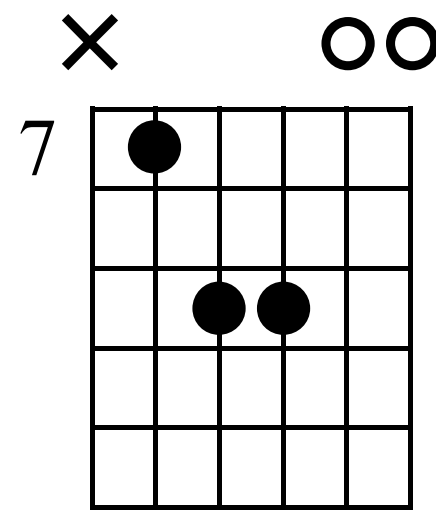
1 3 4

D#dim



1 2 3

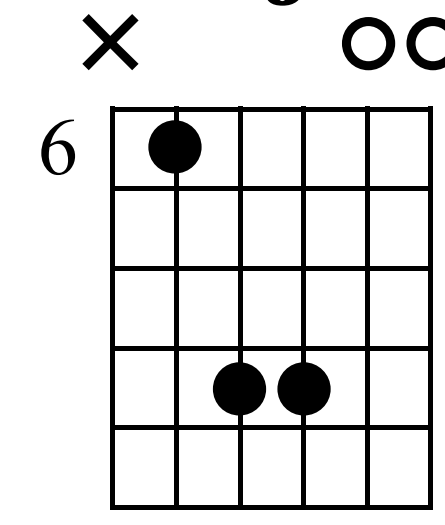
E



1 3 4

subs for D#dim

EMaj7/D#



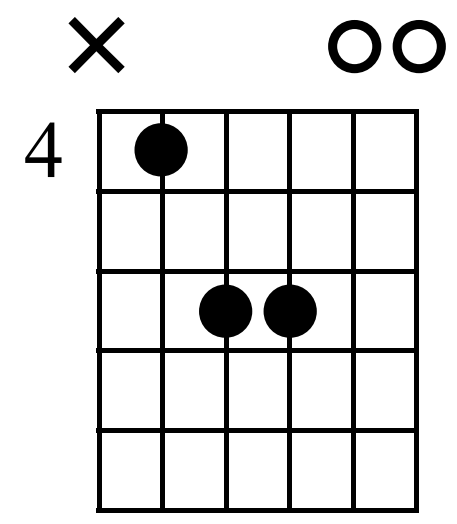
1 3 4

2

TAB: 0 0 4 4 4 2

vi

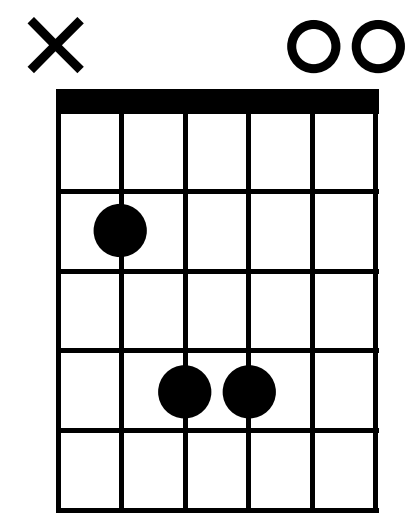
C#m



1 3 4

V

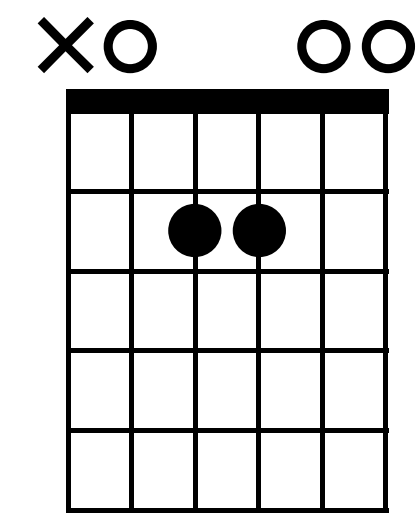
Bsus4



1 3 4

IV

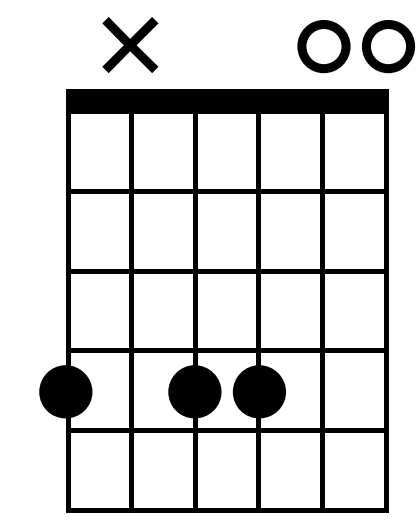
Asus2



1 2

iii

G#m7#5

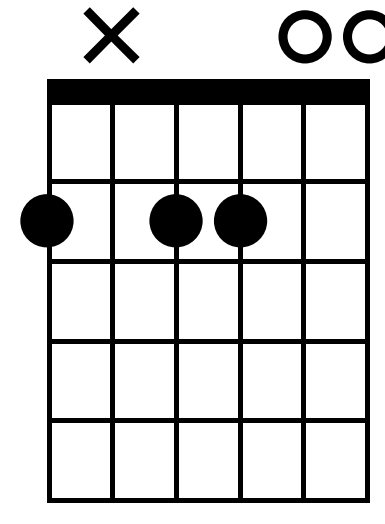


1 2 3

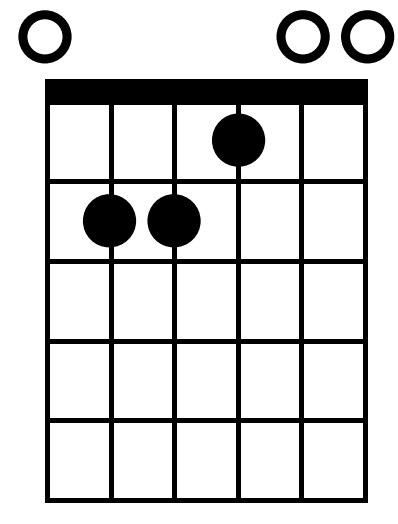
3

TAB: 0 0 6 6 4 4

ii
F#m7sus



I
E



Musical notation for measures 4 and 5. Measure 4: Treble clef, F#m7sus chord. Measure 5: Treble clef, E chord. TAB: Measure 4: 0 0 2 2 2. Measure 5: 0 0 1 2 2 0.

I
E

2 3 1

IV
Asus2

x o o o

1 2

V
Bsus4

x o o o

1 3 4

IV
Asus2

x o o o

1 2

Musical notation for measures 6, 7, 8, and 9. Measure 6: Treble clef, E chord. Measure 7: Treble clef, Asus2 chord. Measure 8: Treble clef, Bsus4 chord. Measure 9: Treble clef, Asus2 chord. TAB: Measure 6: 0 0 1 2 2 0. Measure 7: 0 0 2 2 0. Measure 8: 0 0 4 4 2. Measure 9: 0 0 2 2 0.

I
E

2 3 1

ii
F#m

x o o o

1 2 3

IV
Asus2

x o o o

1 2

V
Bsus4

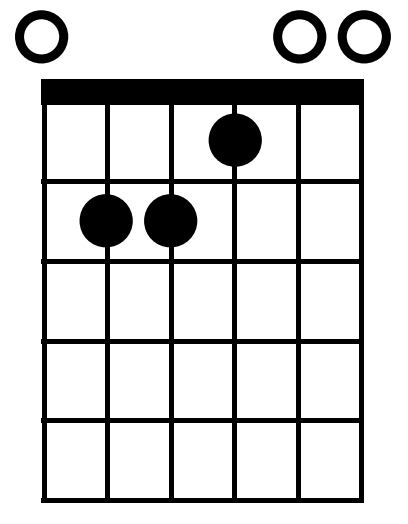
x o o o

1 3 4

Musical notation for measures 10, 11, 12, and 13. Measure 10: Treble clef, E chord. Measure 11: Treble clef, F#m chord. Measure 12: Treble clef, Asus2 chord. Measure 13: Treble clef, Bsus4 chord. TAB: Measure 10: 0 0 1 2 2 0. Measure 11: 0 0 2 2 2. Measure 12: 0 0 2 2 0. Measure 13: 0 0 4 4 2.

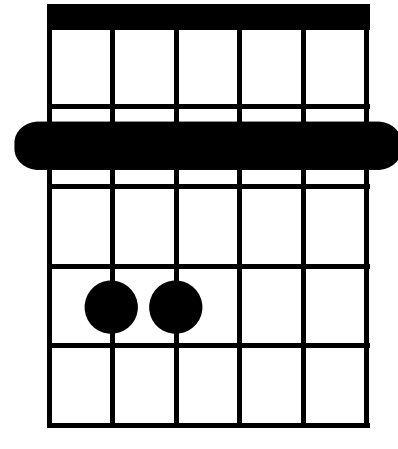
I PART 2

E



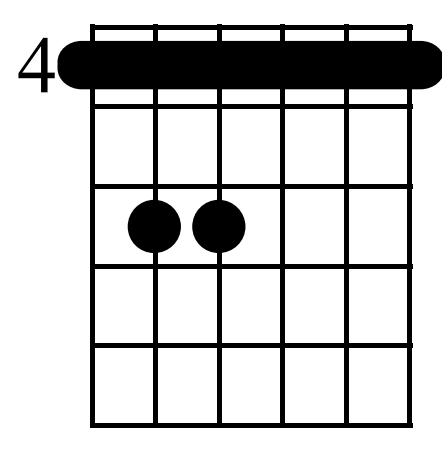
ii

F#m



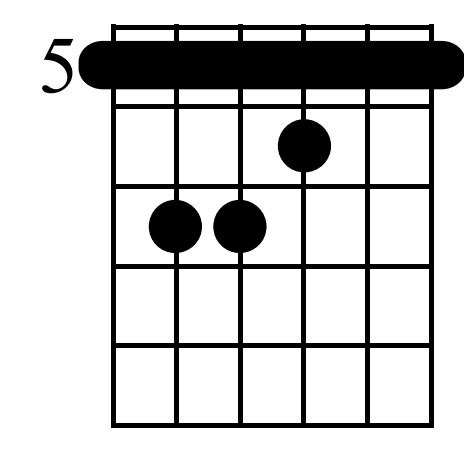
iii

G#m



IV

A

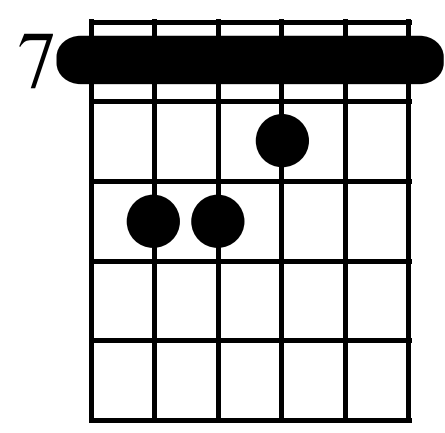


Musical notation for frets 7-10. Each fret includes a treble clef staff with a single note and a corresponding guitar TAB staff with fret numbers.

Fret	Chord	Treble Staff Note	6th String	5th String	4th String	3rd String	2nd String	1st String
7	E	G#4	0	0	1	2	2	0
8	F#m	A#4	2	2	2	4	4	2
9	G#m	B#4	4	4	4	6	6	4
10	A	C#5	5	5	6	7	7	5

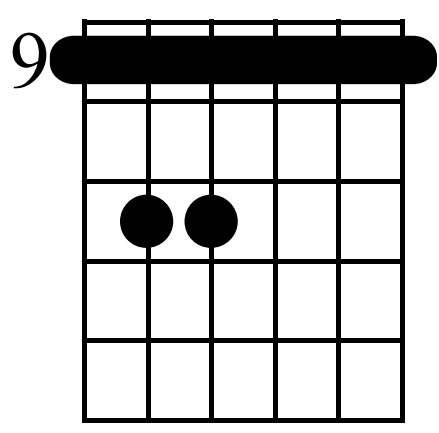
V

B



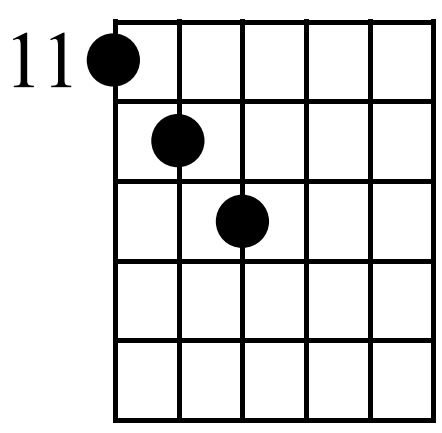
iii

C#m



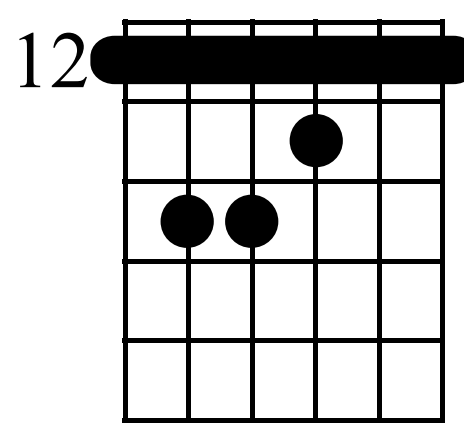
vii

D#dim



I

E

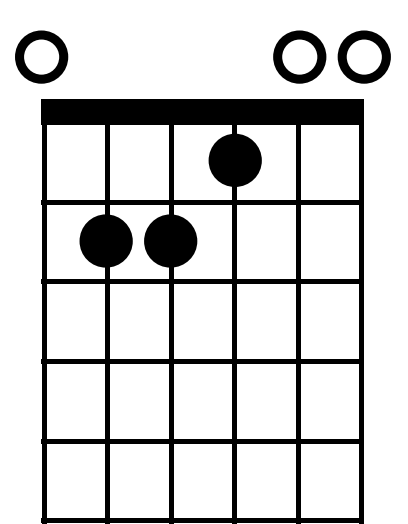


Musical notation for frets 11-14. Each fret includes a treble clef staff with a single note and a corresponding guitar TAB staff with fret numbers.

Fret	Chord	Treble Staff Note	6th String	5th String	4th String	3rd String	2nd String	1st String
11	B	D#5	7	7	8	9	9	7
12	C#m	E#5	9	9	9	11	11	9
13	D#dim	F#5	11	11	13	12	11	11
14	E	G#5	12	12	13	14	14	12

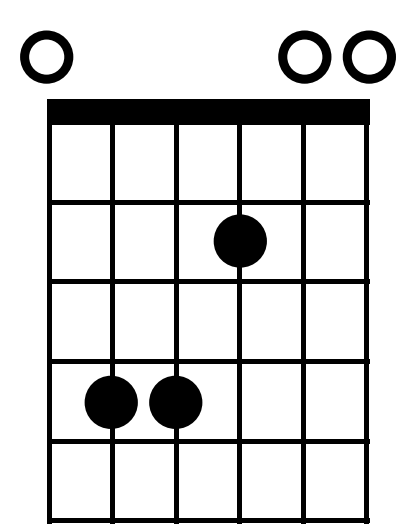
I

E



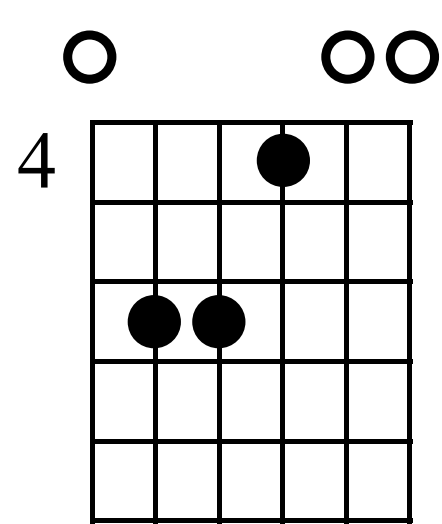
ii

F#m7add11



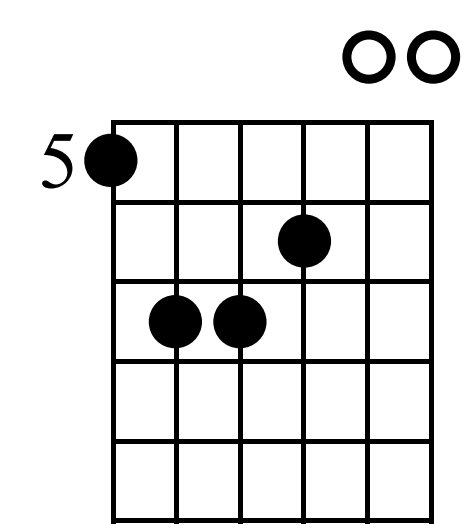
iii

G#m



IV

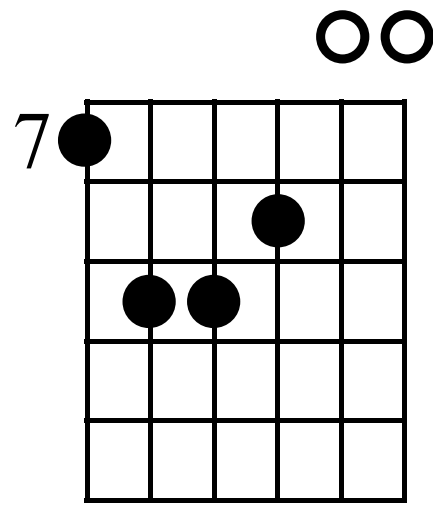
Aadd9



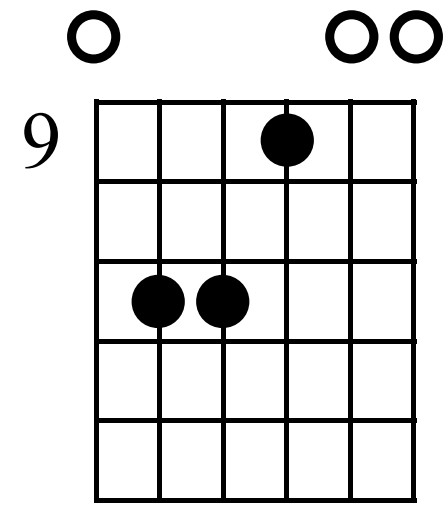
Musical notation for frets 9-12. Each fret includes a treble clef staff with a single note and a corresponding guitar TAB staff with fret numbers.

Fret	Chord	Treble Staff Note	6th String	5th String	4th String	3rd String	2nd String	1st String
9	E	G#4	0	0	1	2	2	0
10	F#m7add11	A#4	0	0	2	4	4	0
11	G#m	B#4	0	0	4	6	6	0
12	Aadd9	C#5	0	0	6	7	7	5

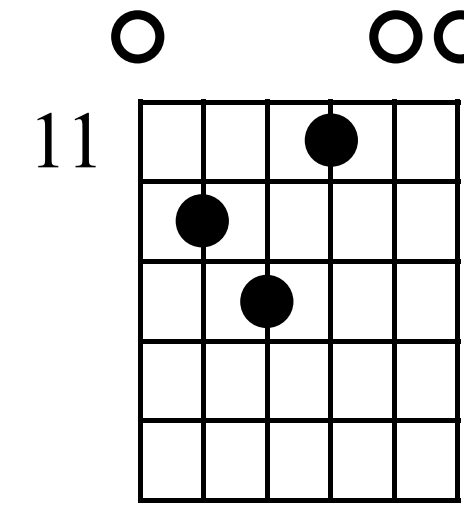
V
Badd11



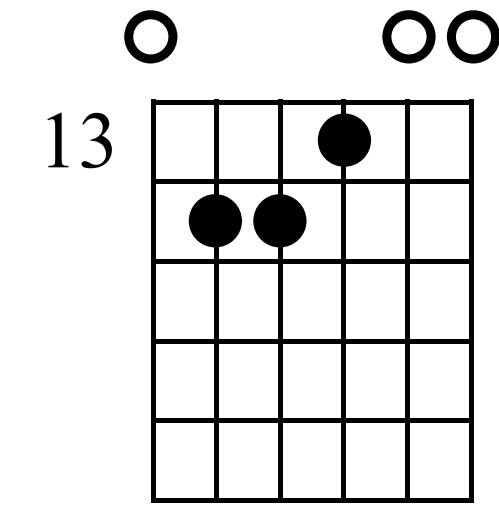
vi
C#m7



vii
D#dim/E



I
E



Musical notation for measures 10-14:

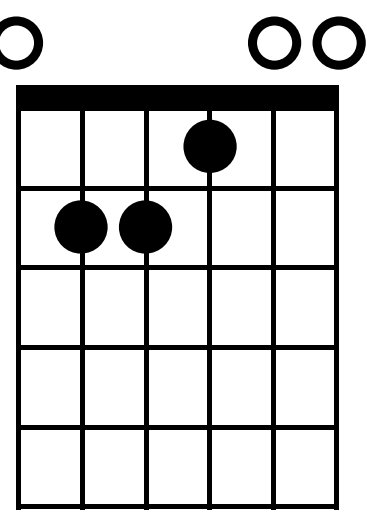
Measure 10: Treble clef, key signature of two sharps (F# and C#), notes G#4, A4, B4, C#5. TAB: 0 0 8 9 9 7

Measure 11: Treble clef, key signature of two sharps, notes G#4, A4, B4, C#5. TAB: 0 0 9 11 11 0

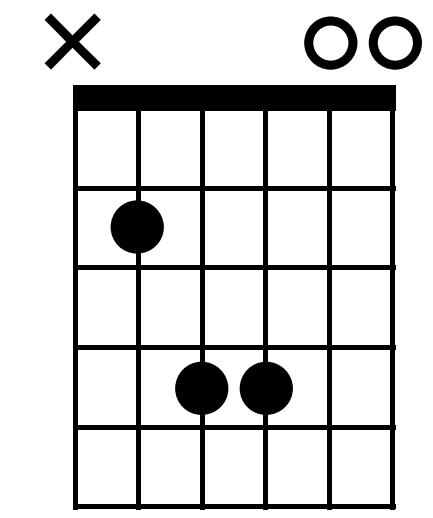
Measure 12: Treble clef, key signature of two sharps, notes G#4, A4, B4, C#5. TAB: 0 0 11 13 12 0

Measure 13: Treble clef, key signature of two sharps, notes G#4, A4, B4, C#5. TAB: 0 0 13 14 14 0

I
E



V
Bsus4

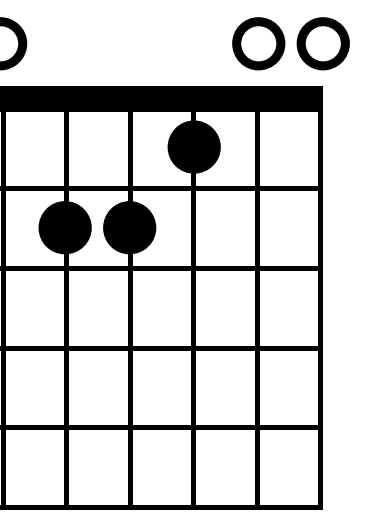


Musical notation for measures 15-16:

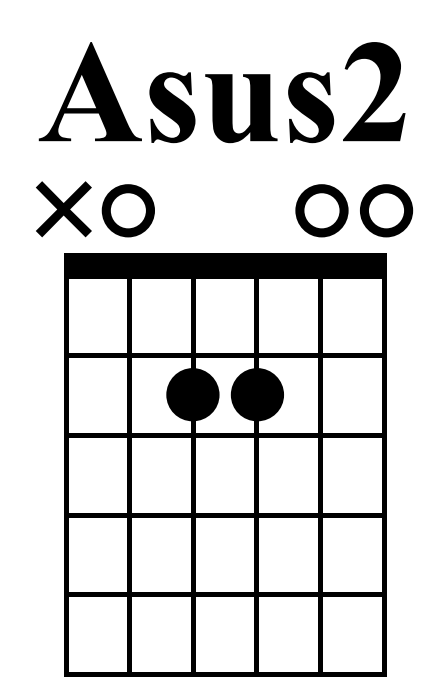
Measure 15: Treble clef, key signature of two sharps, notes G#4, A4, B4, C#5. TAB: 0 0 1 2 2 0

Measure 16: Treble clef, key signature of two sharps, notes G#4, A4, B4, C#5. TAB: 0 0 4 4 2

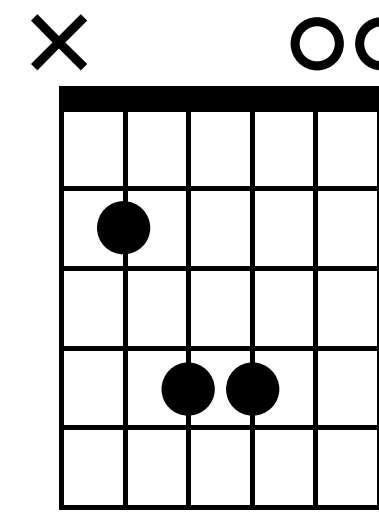
I
E



IV sub dominant



V
Bsus4

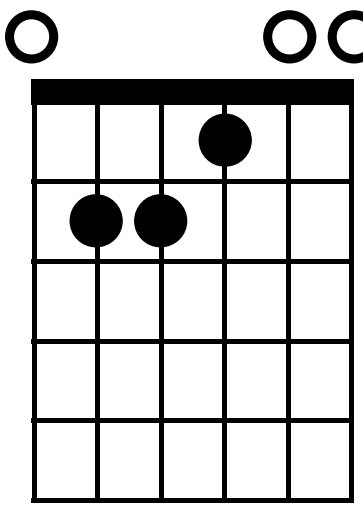
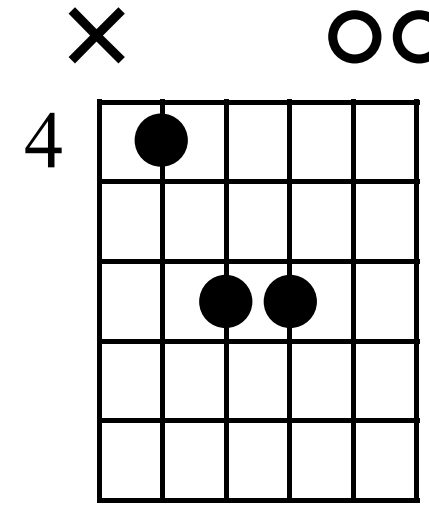
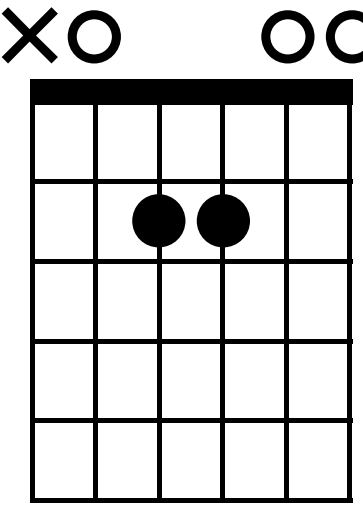
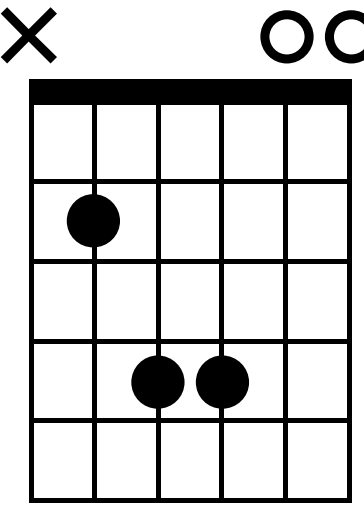
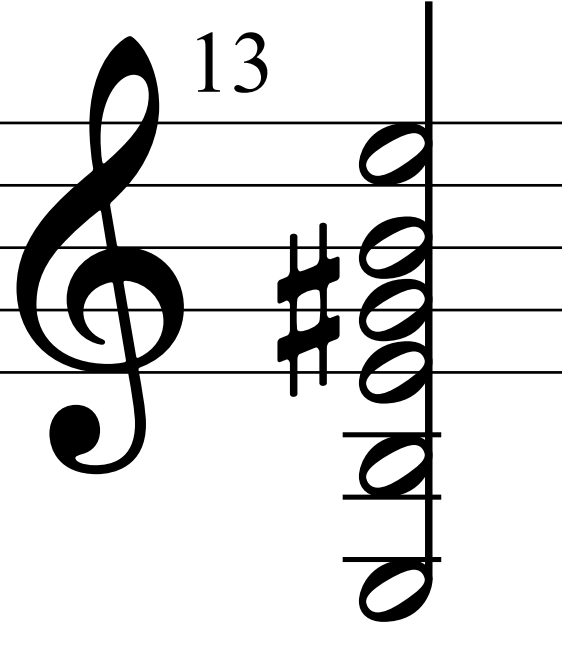


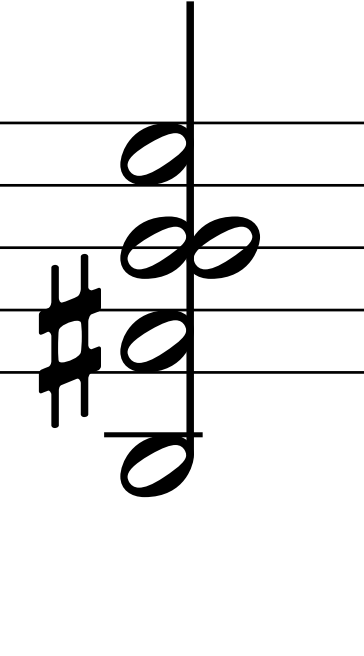


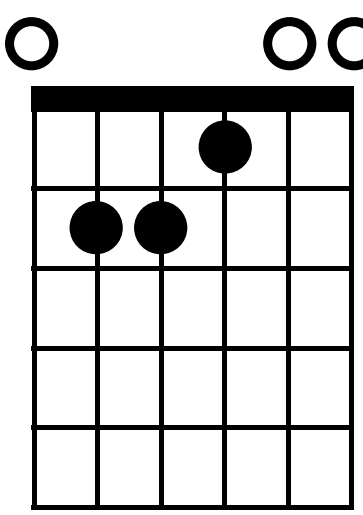
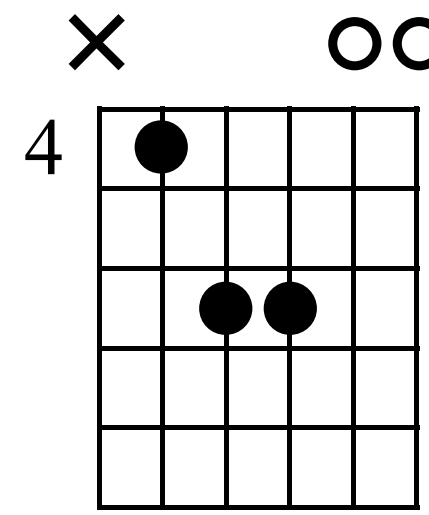
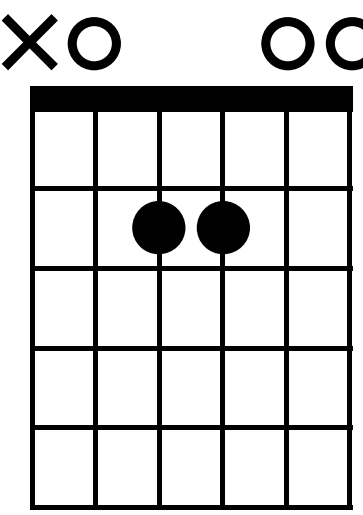
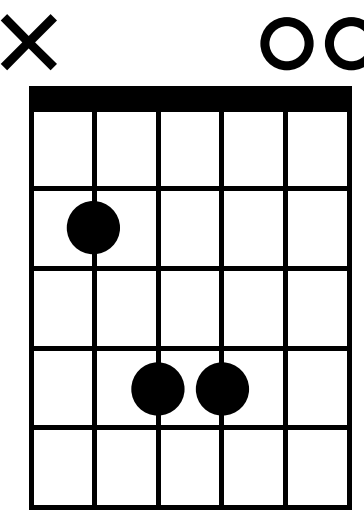
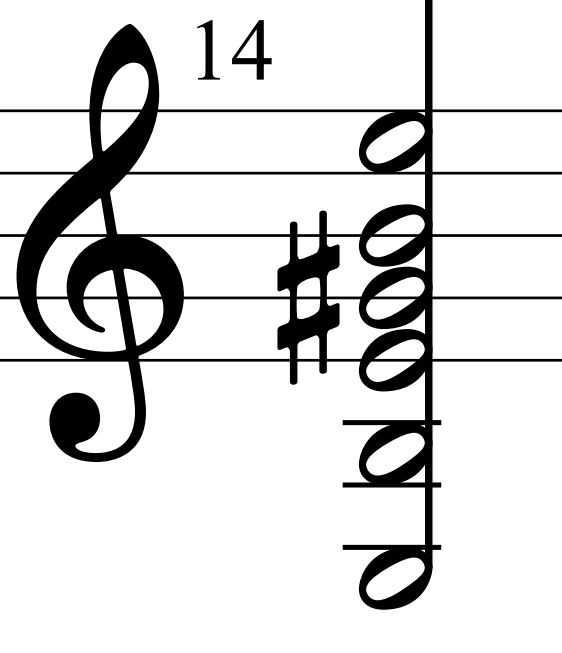



Musical notation for measures 17-19:

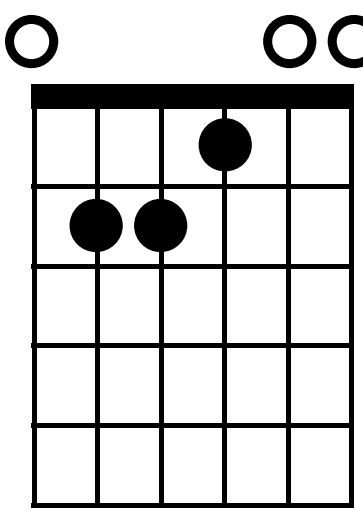
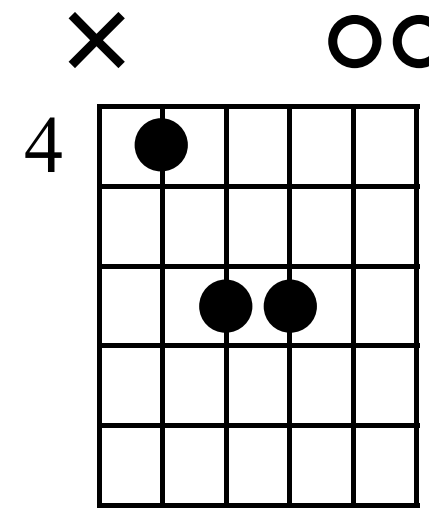
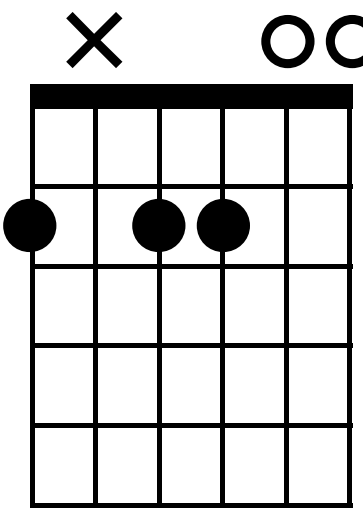
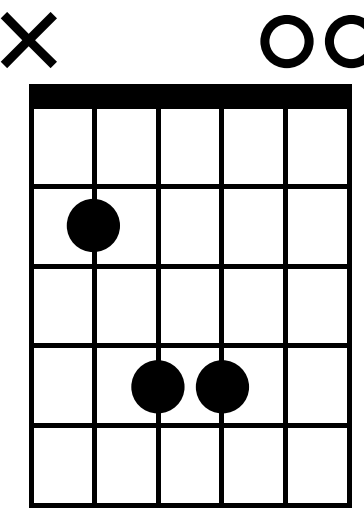
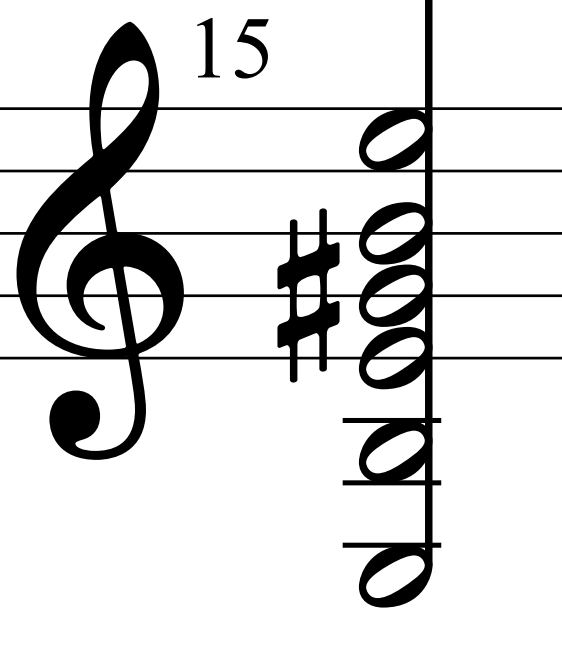



Measure 17: Treble clef, key signature of two sharps, notes G#4, A4, B4, C#5. TAB: 0 0 2 2 2 0

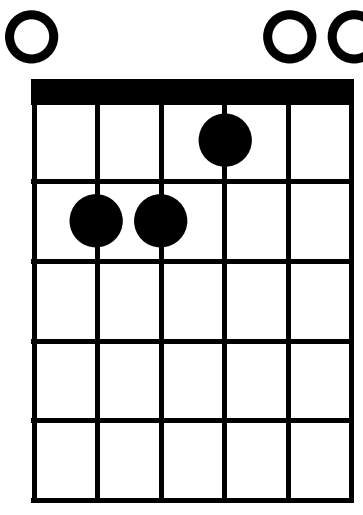
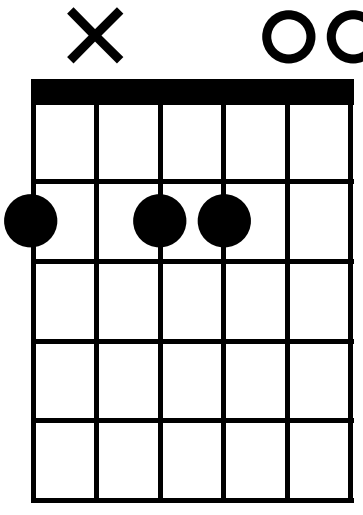
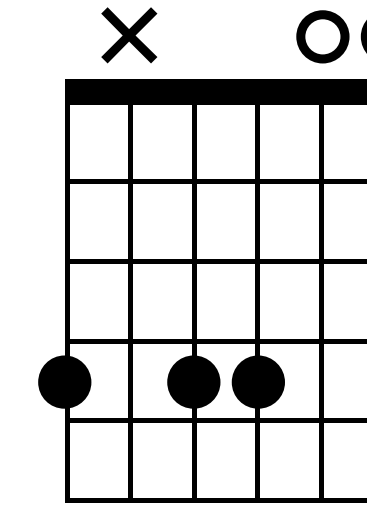
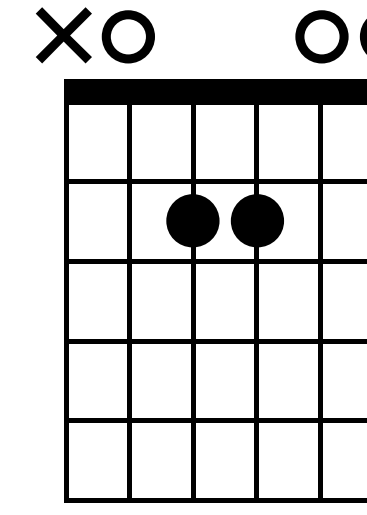
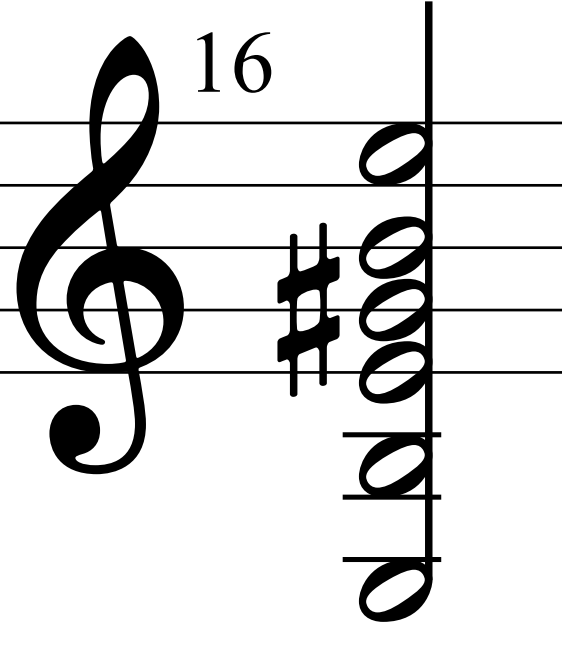



Measure 18: Treble clef, key signature of two sharps, notes G#4, A4, B4, C#5. TAB: 0 0 2 2 2 0

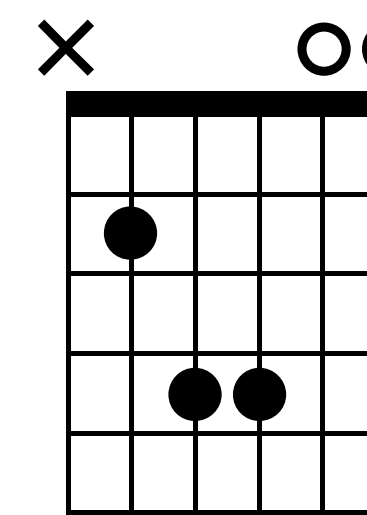
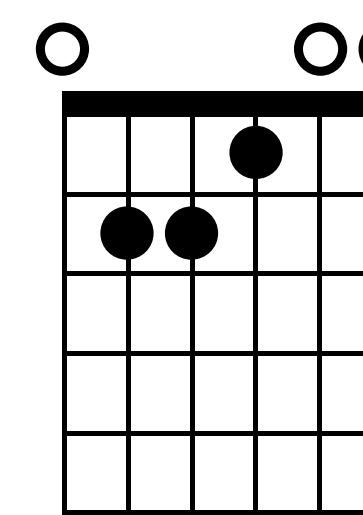

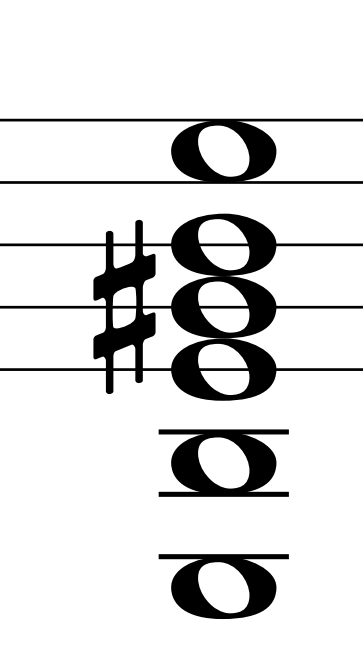
Measure 19: Treble clef, key signature of two sharps, notes G#4, A4, B4, C#5. TAB: 0 0 4 4 2

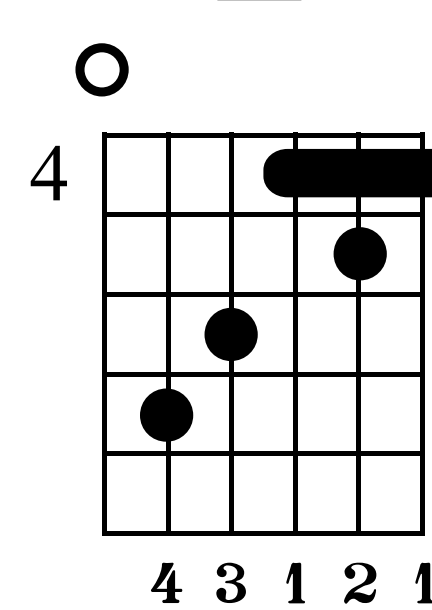
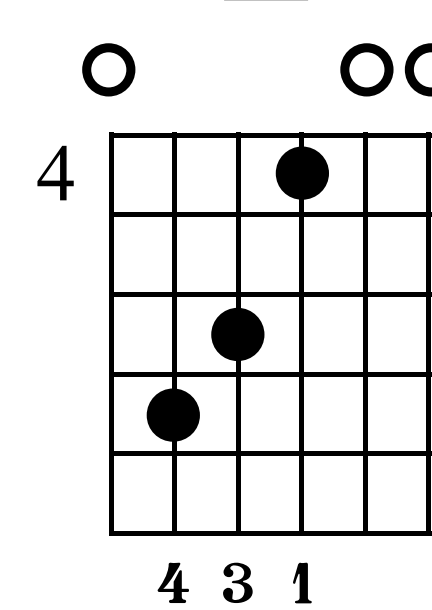
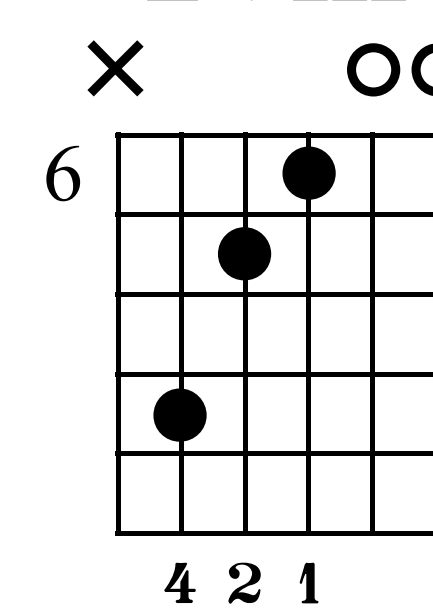
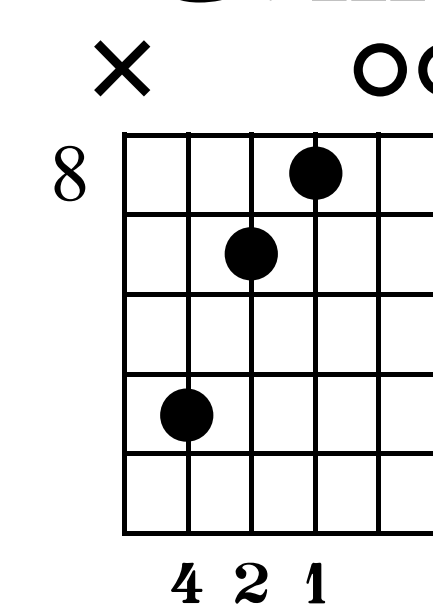
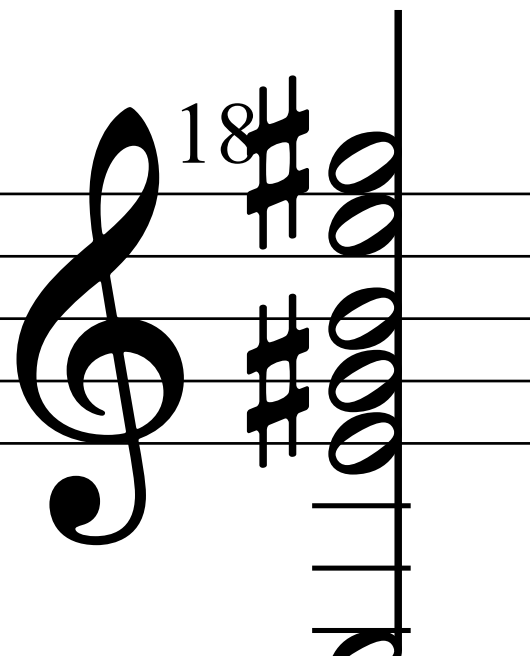

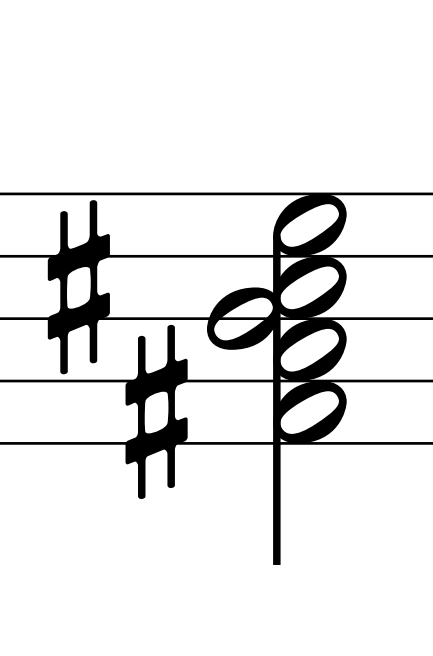
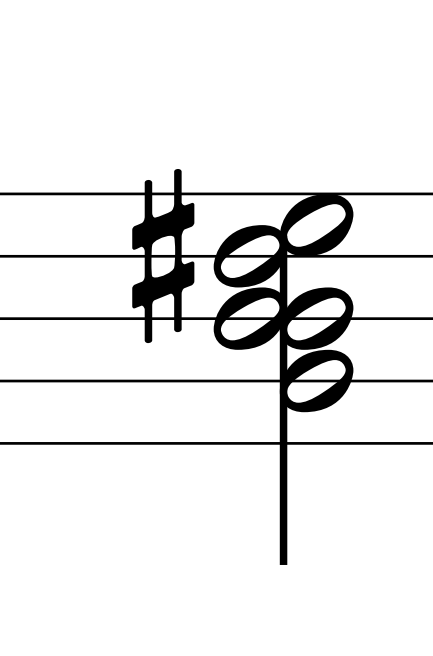
I E	iv C#m	IV Aadd9	V Bsus4
			
13			
			
T A B			
0 0 1 2 2 0	0 0 6 6 4	0 0 2 2 0	0 0 4 4 2

I E	vi C#m	IV Asus2	V Bsus4
			
14			
			
T A B			
0 0 1 2 2 0	0 0 6 6 4	0 0 2 2 0	0 0 4 4 2

I E	iv C#m	ii F#m7	V Bsus4
			
15			
			
T A B			
0 0 1 2 2 0	0 0 6 6 4	0 0 2 2 2	0 0 4 4 2

I E	ii F#m7	iii G#m7	IV Asus2
			
16			
			
T A B			
0 0 1 2 2 0	0 0 2 2 2 2	0 0 4 4 4 4	0 0 2 2 2 0

V Bsus4	I E
	
17	
	
T A B	
0 0 4 4 4 2	0 0 1 2 2 0

I PART 3 E	I E	ii F#m	iii G#m
			
18			
			
T A B			
4 5 4 6 7 0	0 0 4 6 7 0	0 0 6 7 9 9	0 0 8 9 11 11

iv Aadd9 x oo 9 4 3 1	V Badd11 x oo 11 4 3 1	vi C#m7 x oo 4 2 1	vii D#dim x oo 2 4 3 1																									
<table border="0"> <tr> <td>T</td><td>0</td><td>0</td><td>0</td><td>0</td> </tr> <tr> <td>A</td><td>0</td><td>0</td><td>0</td><td>0</td> </tr> <tr> <td>B</td><td>9</td><td>11</td><td>1</td><td>2</td> </tr> <tr> <td></td><td>11</td><td>13</td><td>2</td><td>4</td> </tr> <tr> <td></td><td>12</td><td>14</td><td>4</td><td>6</td> </tr> </table>				T	0	0	0	0	A	0	0	0	0	B	9	11	1	2		11	13	2	4		12	14	4	6
T	0	0	0	0																								
A	0	0	0	0																								
B	9	11	1	2																								
	11	13	2	4																								
	12	14	4	6																								

I E o oo 4 4 3 1												
<table border="0"> <tr> <td>T</td><td>0</td> </tr> <tr> <td>A</td><td>0</td> </tr> <tr> <td>B</td><td>4</td> </tr> <tr> <td></td><td>6</td> </tr> <tr> <td></td><td>7</td> </tr> <tr> <td></td><td>0</td> </tr> </table>	T	0	A	0	B	4		6		7		0
T	0											
A	0											
B	4											
	6											
	7											
	0											

Part 4 TRIADS on string 1, 2, and 3 (first set of three strings)

E xxx oo 1	E xxx 1 2 1	E xxx 7 3 4 1	E xxx 12 2 1 1															
<table border="0"> <tr> <td>T</td><td>0</td><td>4</td><td>7</td><td>12</td> </tr> <tr> <td>A</td><td>0</td><td>5</td><td>9</td><td>12</td> </tr> <tr> <td>B</td><td>1</td><td>4</td><td>9</td><td>13</td> </tr> </table>				T	0	4	7	12	A	0	5	9	12	B	1	4	9	13
T	0	4	7	12														
A	0	5	9	12														
B	1	4	9	13														

F#m
xxx
1 1 1

F#m
xxx
5 2 3 1

F#m
xxx
9 3 2 1

F#m
xxx
14 1 1 1

22 # # 0

TAB

2	5	9	14
2	7	10	14
2	6	11	14

G#m
xxx
1 1 1

G#m
xxx
7 2 3 1

G#m
xxx
11 3 2 1

G#m
xxx
1 1 1

23 # # 0

TAB

4	7	11	4
4	9	12	4
4	8	13	4

A
xxx
5 2 1 1

A
xxx
9 1 2 1

A
xxx 0
1 2

A
xxx
5 2 1 1

24 # 0

TAB

5	9	0	5
5	10	2	5
6	9	2	6

B **B** **B** **B**

xxx
7 2 1 1
xxx
11 1 2 1
xxx
2 3 4 1
xxx
7 2 1 1

25 \sharp \sharp \sharp

TAB 7 7 8 11 12 11 2 4 4 7 7 8

C#m **C#m** **C#m** **C#m**

xxx
9 1 1 1
xxx
12 2 3 1
xxx
16 3 2 1
xxx
9 1 1 1

26 \sharp \sharp \sharp

TAB 9 9 9 12 14 13 16 17 18 9 9 9

D#dim **D#dim** **D#dim** **D#dim**

xxx
10 2 1 3
xxx
2 1 3 1
xxx
5 4 3 1
xxx
10 2 1 3

27 \sharp \sharp \sharp

TAB 11 10 11 2 4 2 5 7 8 11 10 11

28 Minor blues scale

TAB 0 3 0 1 2 0 2 0 2 3 0 3 0

Minor blues scale

29

T
A
B

Major blues scale

30

T
A
B

31

T
A
B