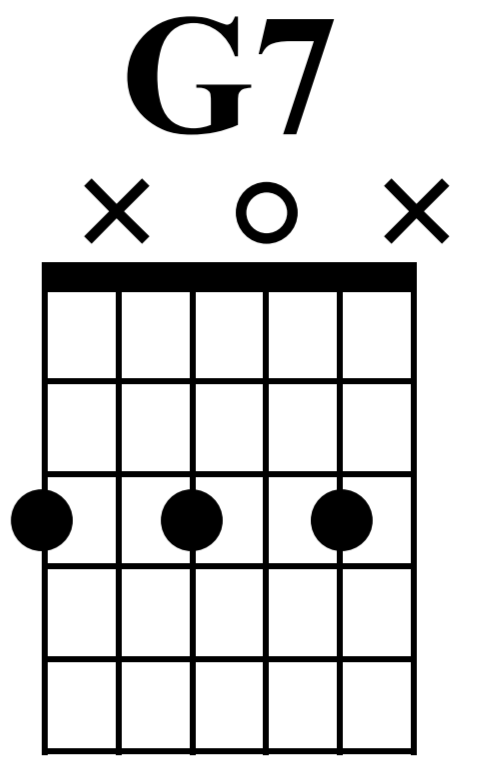
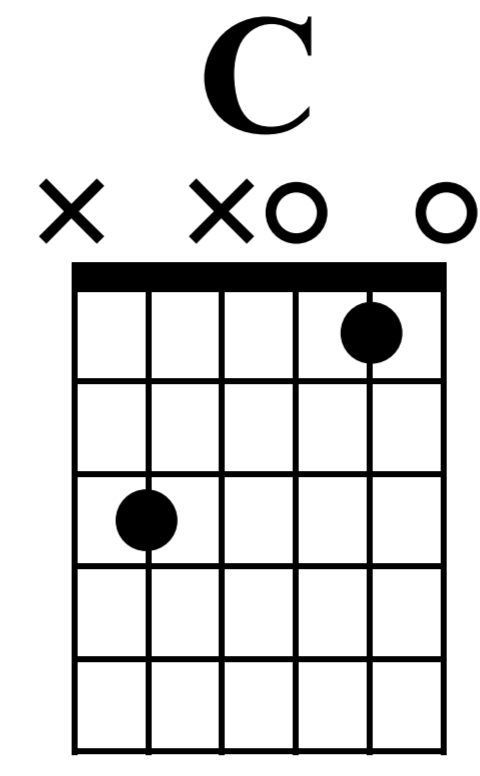
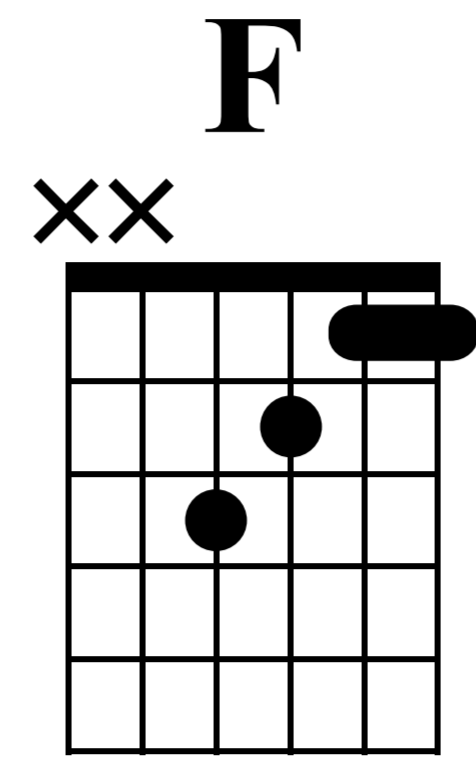
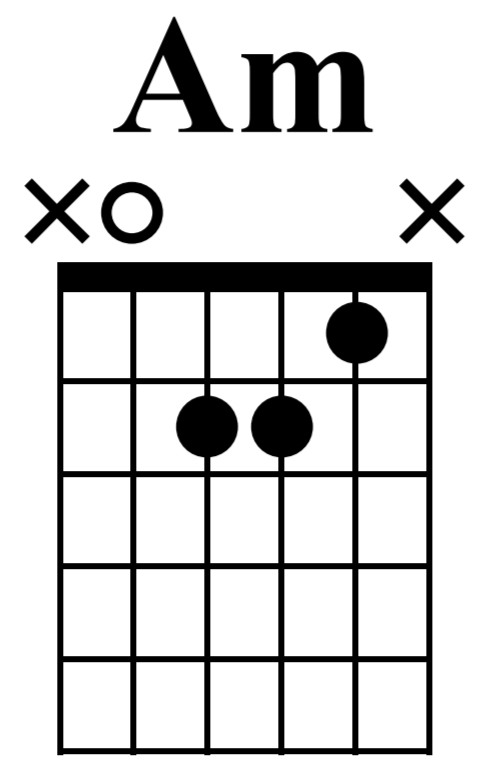
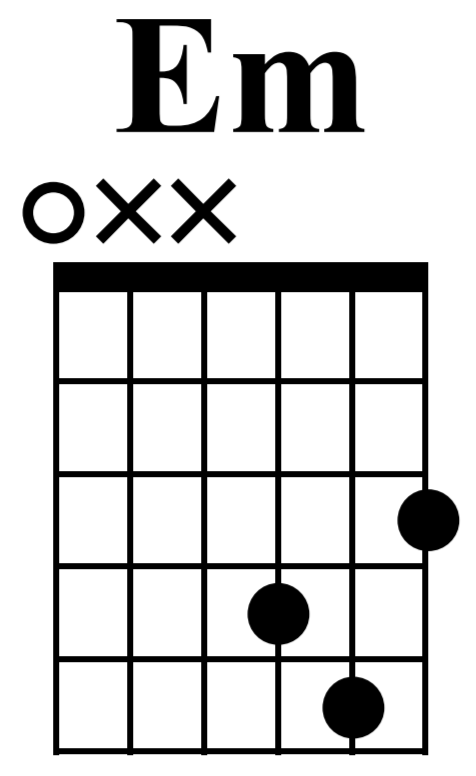
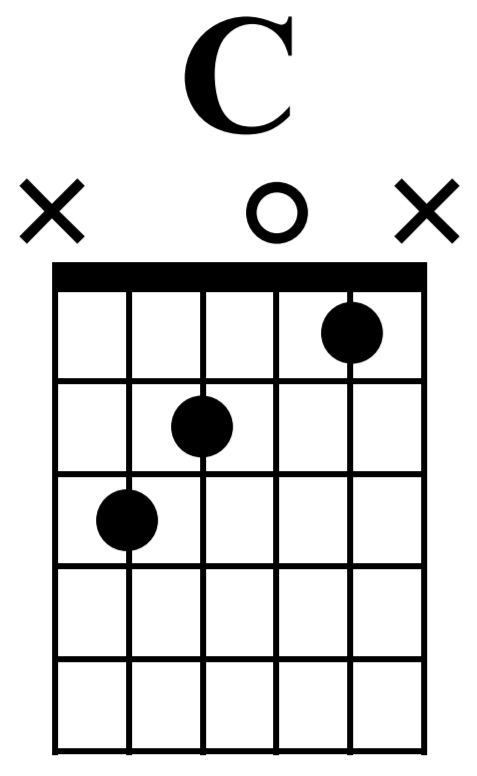


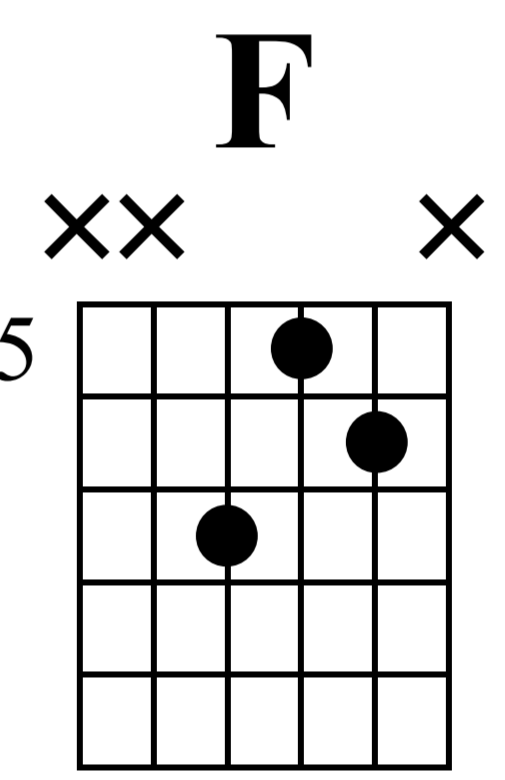
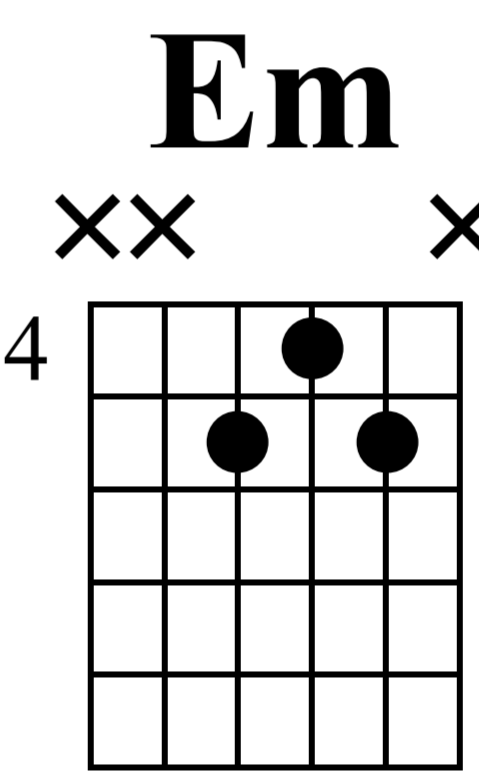
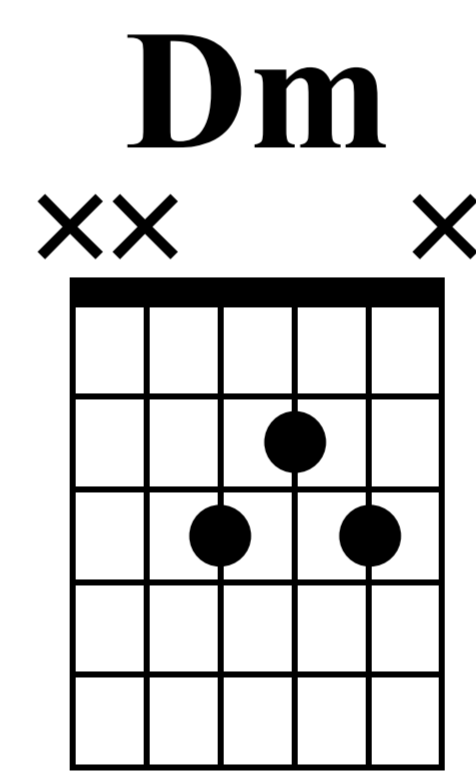
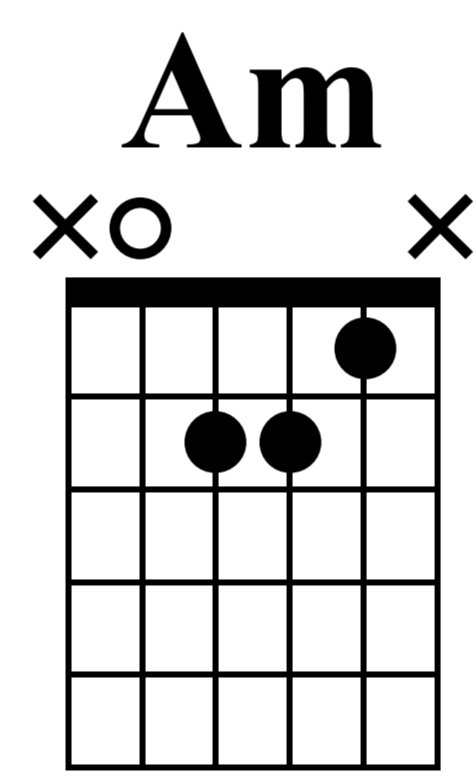
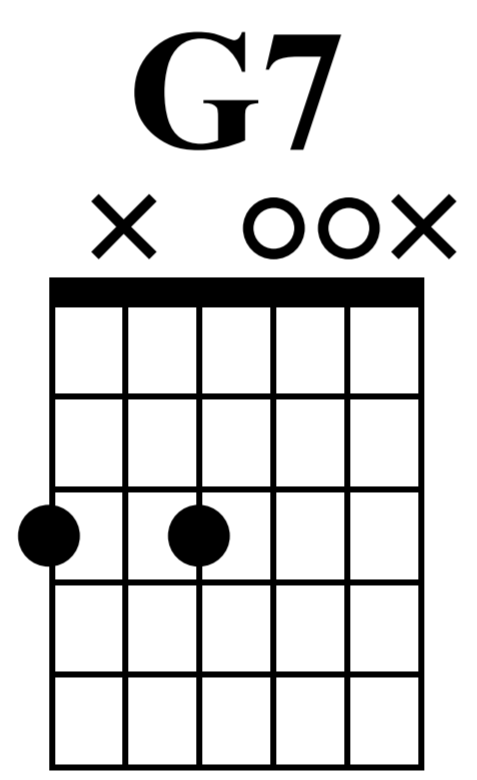
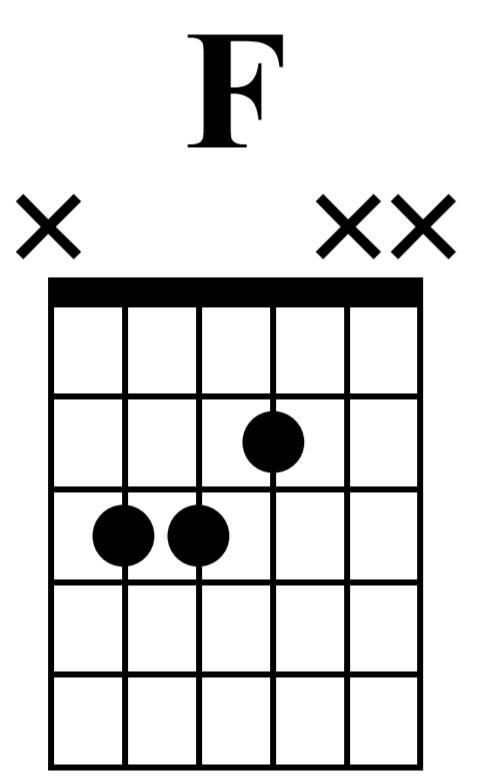
Can't Help Falling In Love

guitar lessons by brian .com



n.guit.

	1	2	3	4
T	1	3	1	3
A	0	5	1	0
B	2	4	2	0
	3	0	3	0



	5	6	3		
T	2	0	3	5	6
A	3	0	2	4	5
B	3	3	3	5	7
		3			

Chord diagrams for C, G7, and C with a circled phi symbol above it.

7

8

TAB

0 1 0 3

3 0 3 3

1 0 2 3

Chord diagrams for Em, Em, Em, and B7.

9

10

TAB

0 0 0 0

0 3 5 4

7 8 9

5 4 4 4

Chord diagrams for Em, Em, Em, and B7.

11

12

TAB

0 0 0 0

0 3 5 4

7 8 9

5 4 4 4

Em
OXXOOX

Em
XXX

Em
XXX

B7
XX

13

14

TAB

0	0	3	7	5
0		5	8	4
0		4	9	4
0				4

Da Capo

Em
OXXOOO

Em
XXX

Dm7
XXO

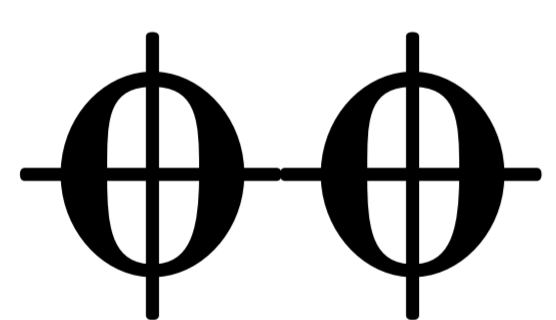
G7
XX

15

16

TAB

0	3	0	3	0	1	3
0	5				1	3
0	4				2	4
0					0	3



Am
XO X

Am7/G
X O X

F
X XX

G7
X OOX

17

18

TAB

1	1	0	2	0
2	0		3	0
2	2		3	3
0	3			3

Am
 x o x

Dm
 xx x

Em
 xx x

F
 xx x
 5

C
 x xo o

G7
 x o x

19 20

TAB

1	3	5	6	0	3
2	2	4	5	1	0
2	3	5	7	0	3
0				3	3

C
 xx o x

Dm
 xx x

Em
 xxxooo

F
 xxx

G
 xxx

Am
 xxx

Bdim
 xxx
 6

21 23

TAB

1	3	0	1	3	5	7
0	2	0	1	3	5	6
2	3	0	2	4	5	7

Cadd9
 8

Cadd9
 8

22 23

TAB

8	8	8	8	8	8
10	12	9	8	8	9
8	10	12	8	12	10
					8