

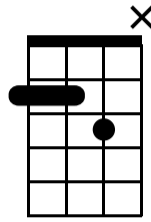
# Greensleeves

## What Child Is This? mandolin level 2

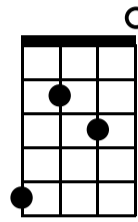
① = E   ③ = D  
② = A   ④ = G

### Verse

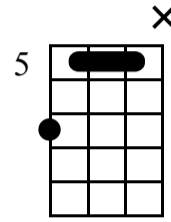
**Am**



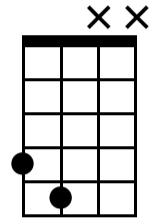
**C(no5)**



**G5**



**Em**



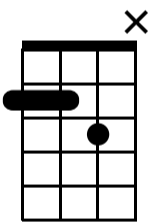
mand.

1. 2. 3. 4.

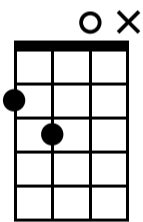
TAB: 0 | (3 2 2) | 5 | 0 3 2 5 | (5 5 7) | 2 | 5 4 | 0 2

1.

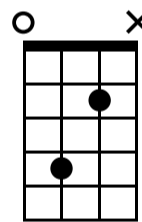
**Am**



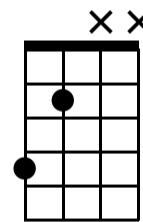
**F**



**Em**



**Em**

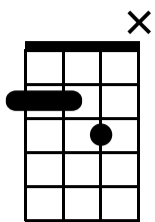


5. 6. 7. 8.

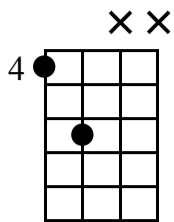
TAB: (3 2 2) | 0 | 0 3 2 5 | (2 5 0) | 5 | (2 4) | 0

2.

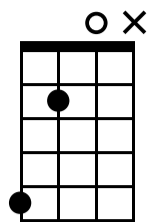
**Am**



**E7**



**Am**

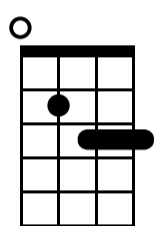


Musical notation for measures 9-12. Treble clef, 9/16 time signature. Measure 9: G4, B4, D5. Measure 10: A4, C#5, E5. Measure 11: G4, B4, D5. Measure 12: G4.

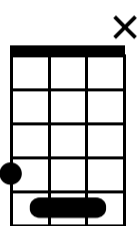
TAB: 3 2 2 | 2 0 | 6 4 6 | 0 2 5

**[B] Chorus**

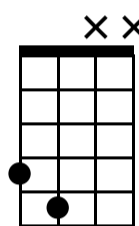
**C**



**G**



**G**

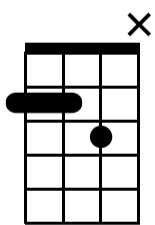


Musical notation for measures 13-16. Treble clef, 9/16 time signature. Measure 13: C4, E4, G4. Measure 14: D4, F#4, A4. Measure 15: C4, E4, G4. Measure 16: A4, C5, E5.

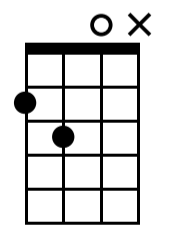
TAB: 3 3 2 0 | 3 2 0 | 5 5 4 | 2 | 5 4 0 2

1.

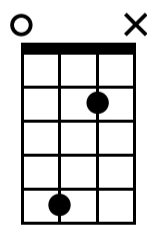
**Am**



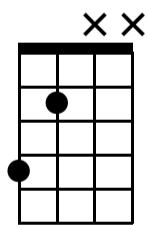
**F**



**Em**



**Em**

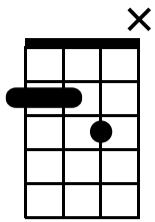


Musical notation for measures 17-20. Treble clef, 9/16 time signature. Measure 17: C4, E4, G4. Measure 18: F4, A4, C5. Measure 19: C4, E4, G4. Measure 20: C4, E4, G4.

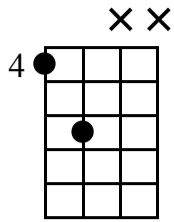
TAB: 3 2 2 | 0 | 0 3 2 5 0 | 2 5 0 5 | 2 4

2.

Am



E7



Am

