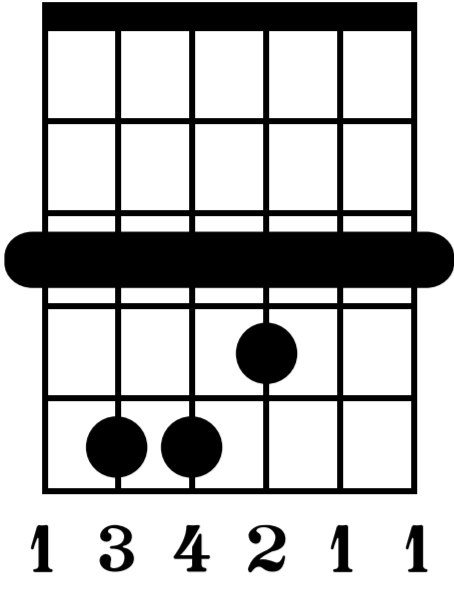


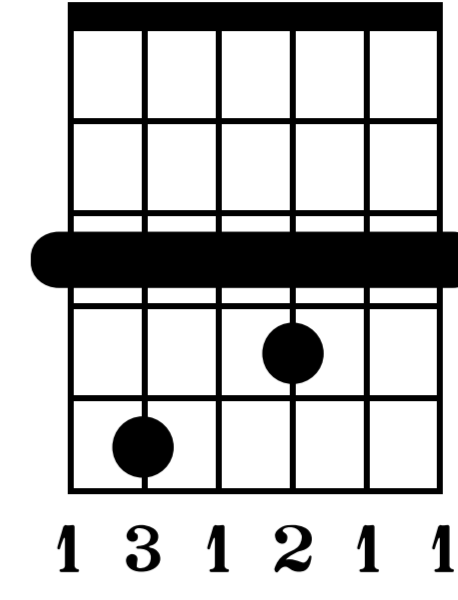
What's The Matter With The Mill?

Standard tuning

G



G7

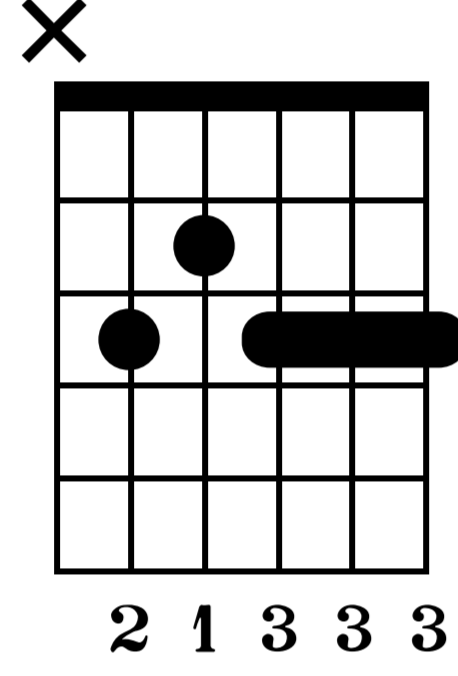


n.guit.

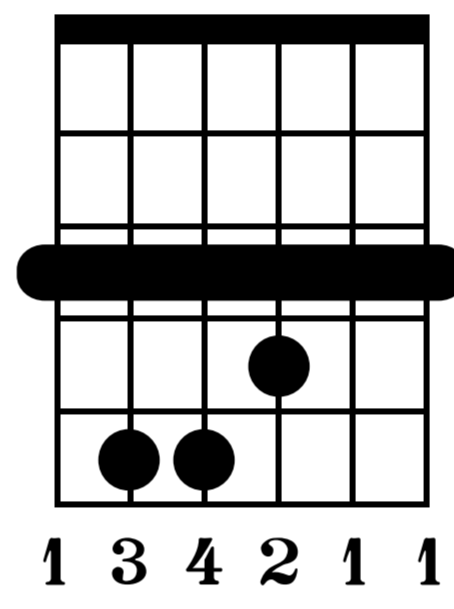
Musical notation for measures 1-4. Treble clef, key signature of one sharp (F#), 4/4 time signature. Measure 1: G major chord. Measure 2: slash. Measure 3: slash. Measure 4: G7 chord.

| | | | |
|---|---|---|---|
| 1 | 2 | 3 | 4 |
| 3 | / | / | 3 |
| 3 | / | / | 3 |
| 4 | / | / | 4 |
| 5 | / | / | 3 |
| 5 | / | / | 5 |
| 3 | / | / | 3 |

C9



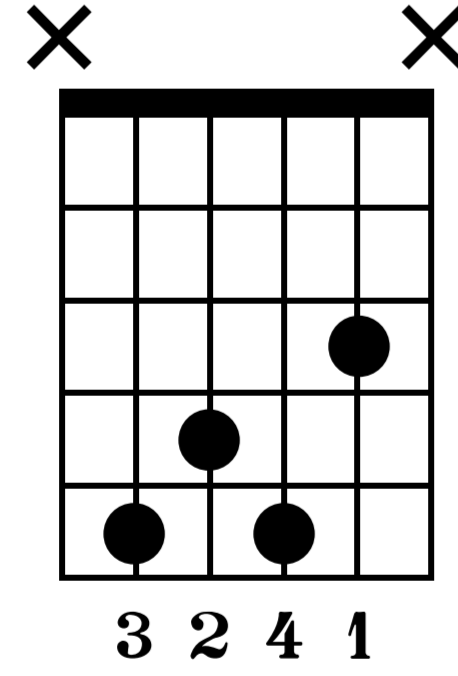
G



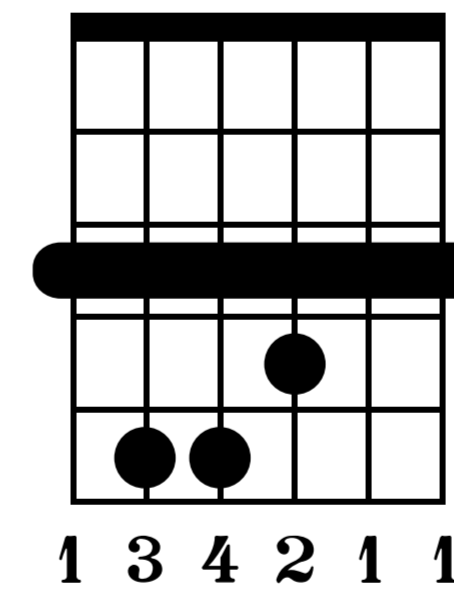
Musical notation for measures 5-8. Treble clef, key signature of one sharp (F#), 4/4 time signature. Measure 5: C9 chord. Measure 6: slash. Measure 7: G major chord. Measure 8: slash.

| | | | |
|---|---|---|---|
| 5 | 6 | 7 | 8 |
| 3 | / | 3 | / |
| 3 | / | 3 | / |
| 3 | / | 4 | / |
| 2 | / | 5 | / |
| 3 | / | 5 | / |
| 3 | / | 3 | / |

D7



G

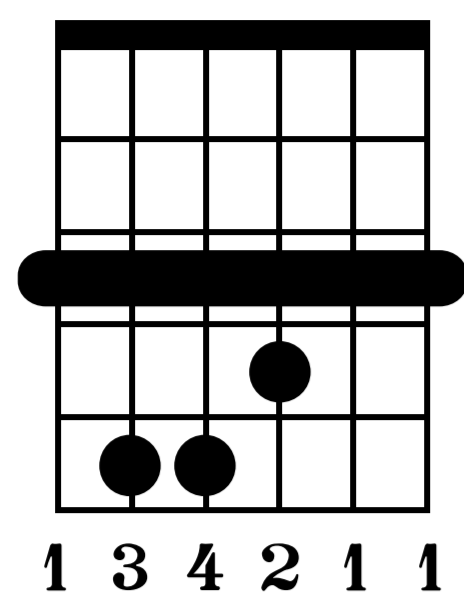


Musical notation for measures 9-12. Treble clef, key signature of one sharp (F#), 4/4 time signature. Measure 9: D7 chord. Measure 10: slash. Measure 11: G major chord. Measure 12: slash.

| | | | |
|---|----|----|----|
| 9 | 10 | 11 | 12 |
| 3 | / | 3 | / |
| 5 | / | 3 | / |
| 4 | / | 4 | / |
| 5 | / | 5 | / |
| 5 | / | 5 | / |
| 3 | / | 3 | / |

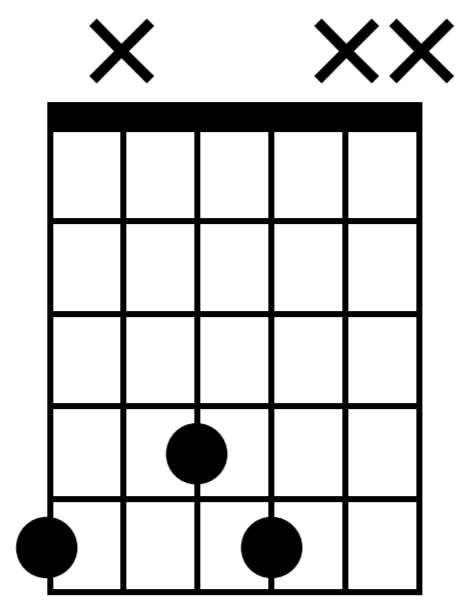
V of

G



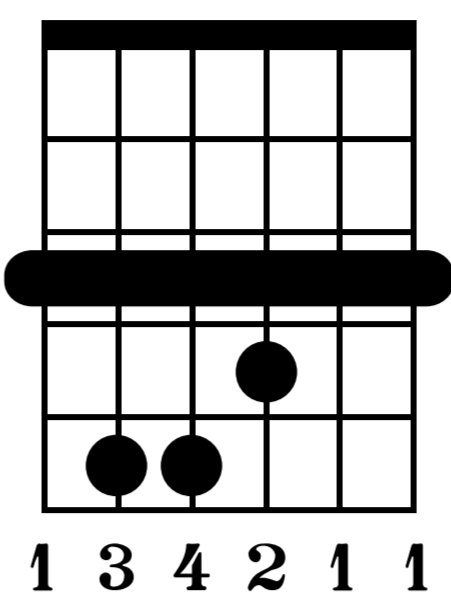
1 3 4 2 1 1

D7



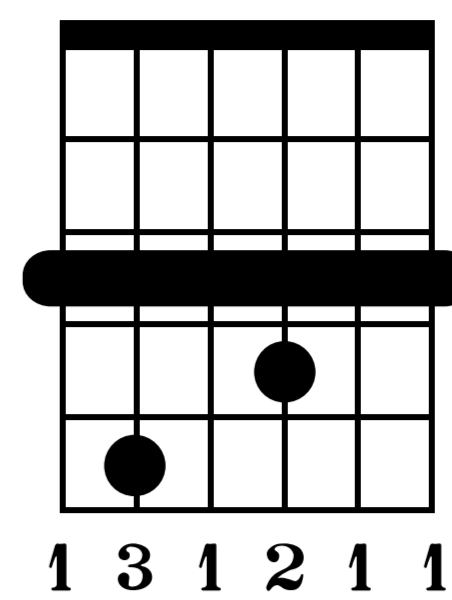
2 1 3

G



1 3 4 2 1 1

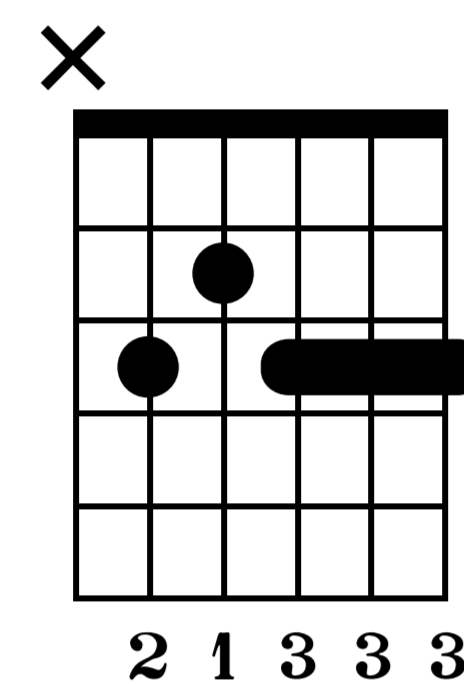
G7



1 3 1 2 1 1

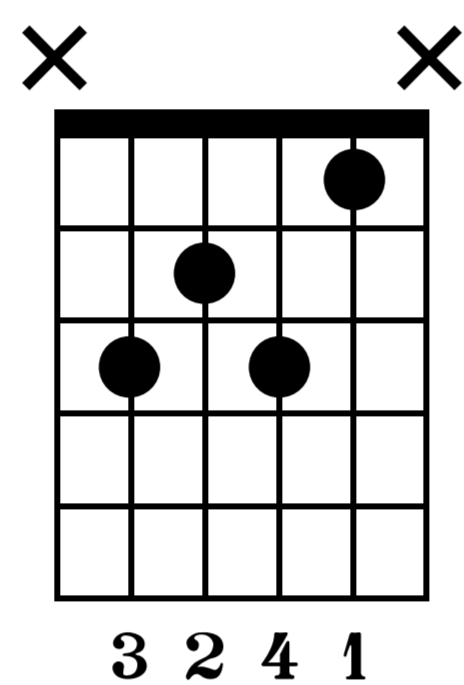
| | | | | |
|-----|----------------------------|-------------|----------------------------|----------------------------|
| | 13 | 14 | 15 | 16 |
| | | | | |
| TAB | 3 3 4 5 5 3 | 5 4 5 | 3 3 4 5 5 3 | 3 3 4 3 5 3 |

C9



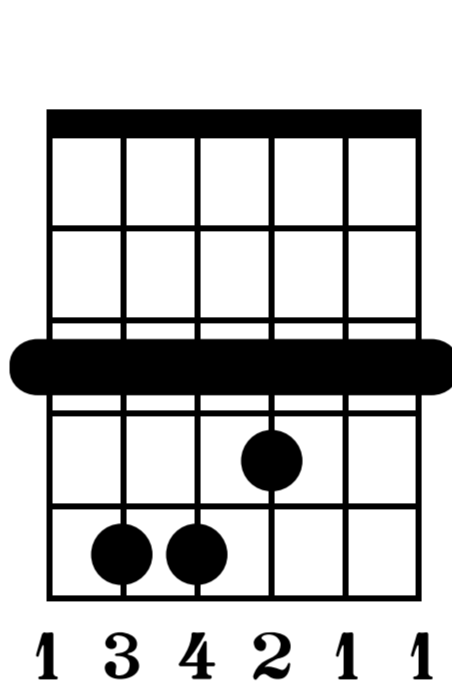
2 1 3 3 3

C7



3 2 4 1

G

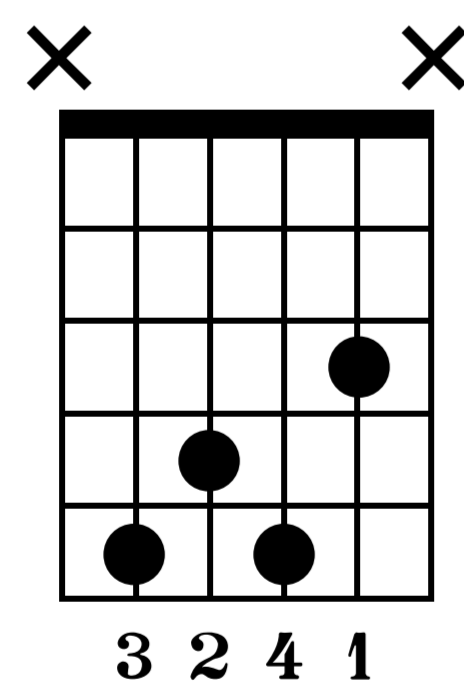


1 3 4 2 1 1

| | | | | |
|-----|-----------------------|------------------|----------------------------|----|
| | 17 | 18 | 19 | 20 |
| | | | | |
| TAB | 3 3 3 2 3 | 1 3 2 3 | 3 3 4 5 5 3 | |

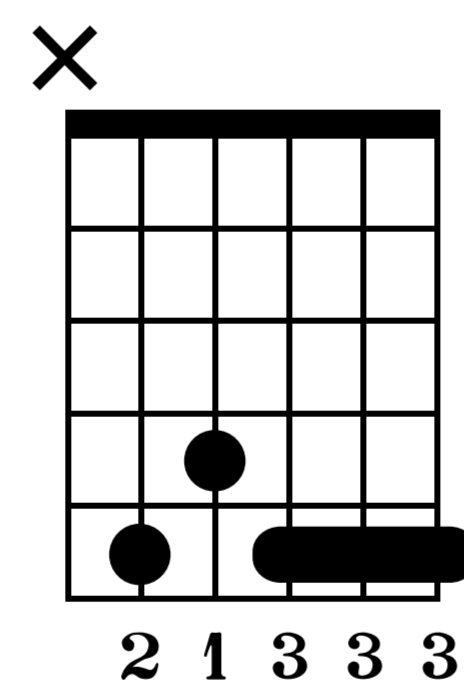
rhythm changes

D7



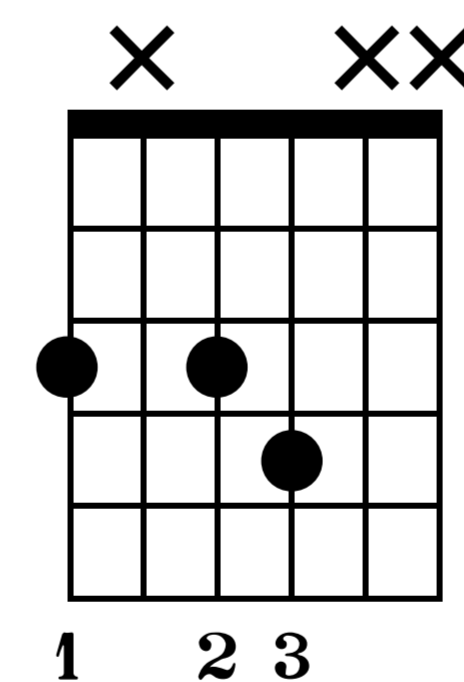
3 2 4 1

D9



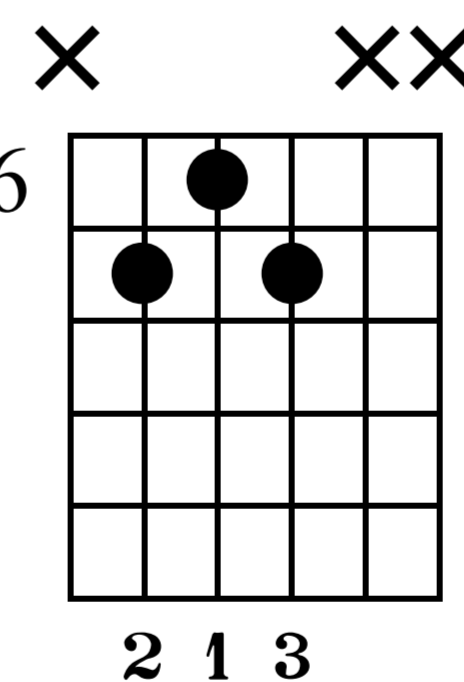
2 1 3 3 3

G7



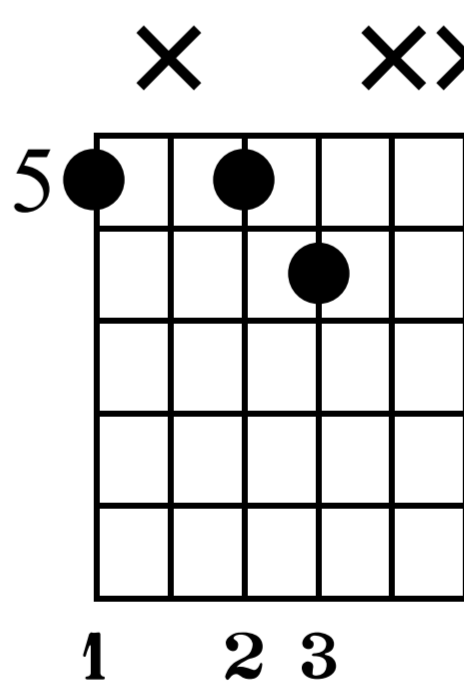
1 2 3

E7



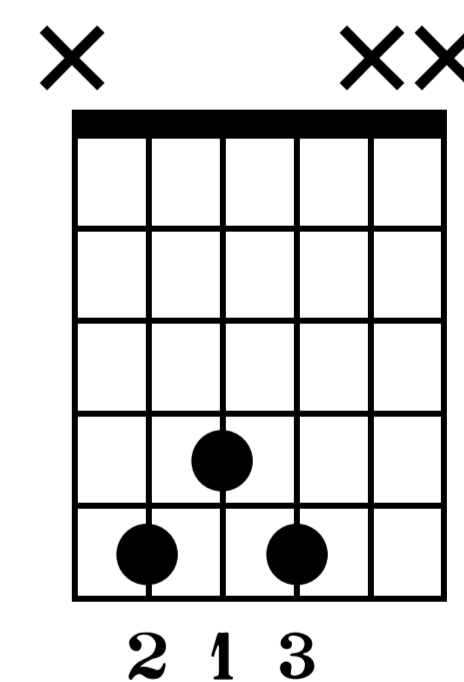
2 1 3

A7



1 2 3

D7



2 1 3

| | | | | |
|-----|------------------|------------------|-------------|-------------|
| | 21 | 22 | 23 | 24 |
| | | | | |
| TAB | 3 5 4 5 | 5 5 4 5 | 4 3 3 | 6 5 5 |

V of V of passing chord

Gmaj7 **D7** **G** **D7** **Gmaj7** **D7** **B^bdim** **G**

1 2 2 2 1 3 3 1 4 2 1 3 1 2 2 2 1 3 5 2 1 3 3 1 4 5 2 1 3 3 1 4

25 26 27 28

TAB 4 5 7 5 4 5 6 7 4 4 4 5 5 5 3 5 6 7

V of V of V of V of

C7 **G7** **C** **G7** **Gmaj7** **D7** **G** **D7**

8 9 10 9 1 2 3 2 1 3 3 1 4 2 1 3 1 2 2 2 1 3 5 2 1 3 3 1 4 2 1 3

29 30 31 32

TAB 9 10 12 10 4 5 7 5 8 9 10 9 4 4 5 5 4 4 5 5 8 10 12 10 3 5 7 5

Rhythm changes

D7 **D7** **G7** **E7** **A7** **D7**

10 2 1 3 2 1 3 1 2 3 2 1 3 5 1 2 3 2 1 3

33 34 35 36

TAB 11 5 4 7 6 5 10 4 3 6 5 4 10 5 3 5 5

37

The image shows two musical staves. The top staff is a treble clef staff with a sharp sign (#) on the first line and the number 37 above it. The bottom staff is a guitar TAB staff with the letters T, A, and B stacked vertically on the left side.