

DEAR PRUDENCE

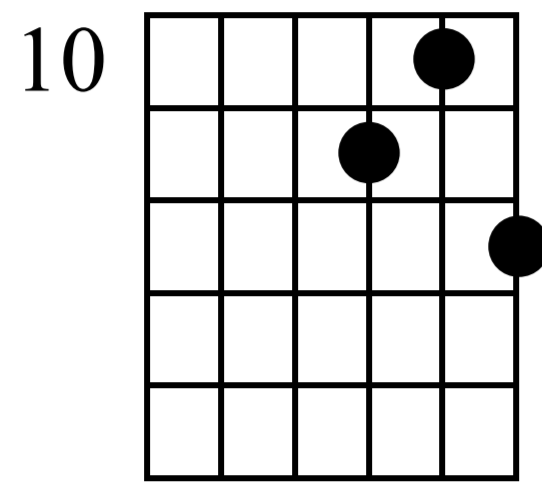
Dropped D

⑥ = D

INTRO

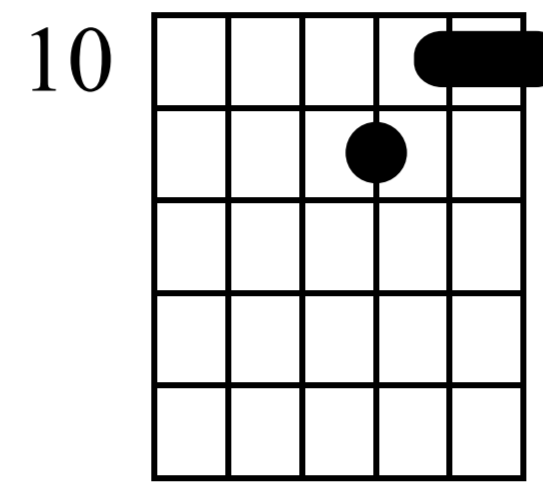
Dadd9

ooo



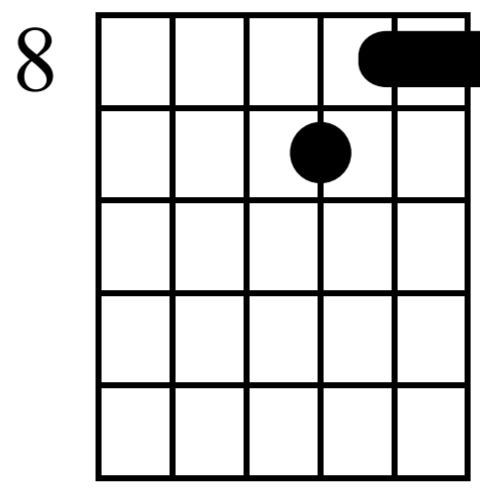
D

xox



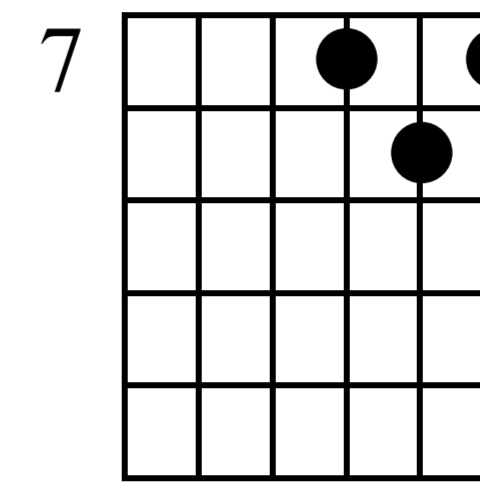
C/D

ooo



G


xxx



res.

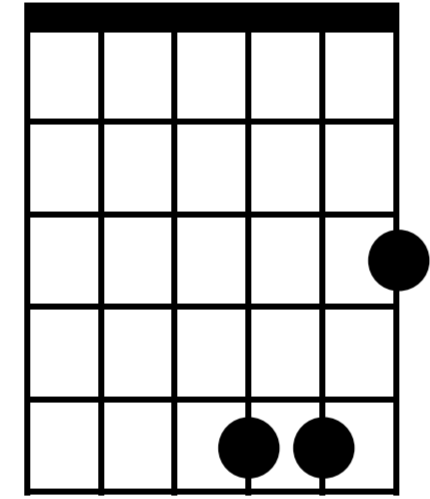
Am/D

ooo



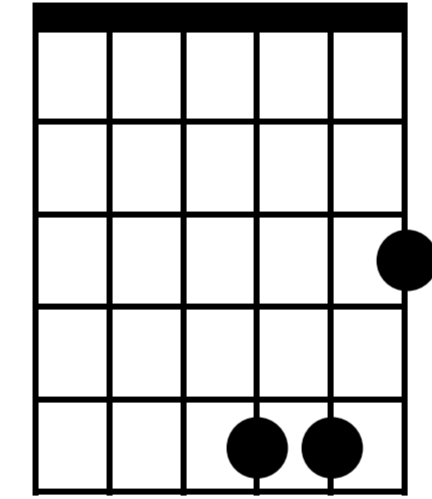
C/D

ooo



C/D

xxx



VERSE

D
xxo

D/B
x xo

D/B \flat
x xo

5 # 6 # 4x

TAB

END OF VERSE

D
xxo

D/C
x xo

C
x o o

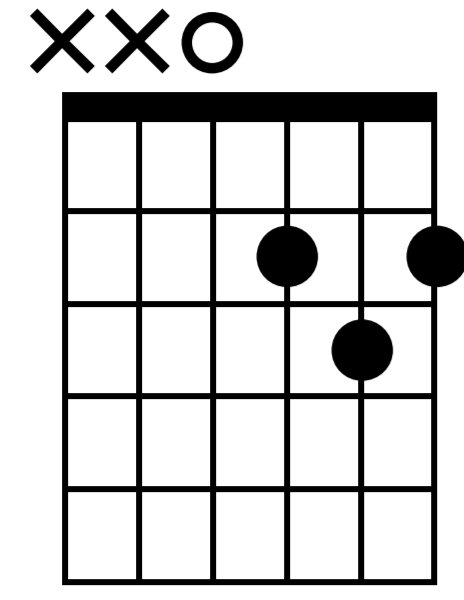
G(no5)
xxoo

7 # 8

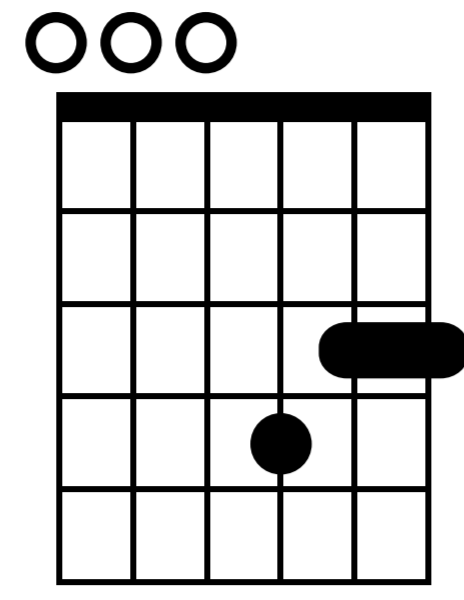
TAB

INTERLUDE


D



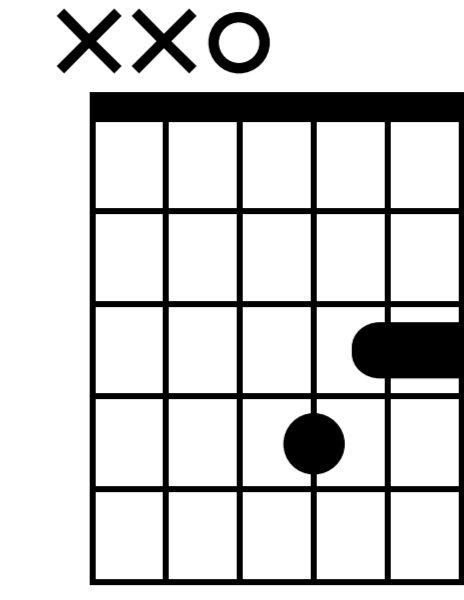
G



Am/D

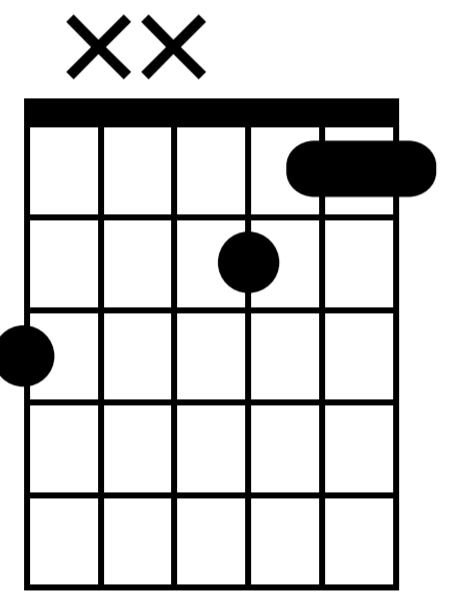


G

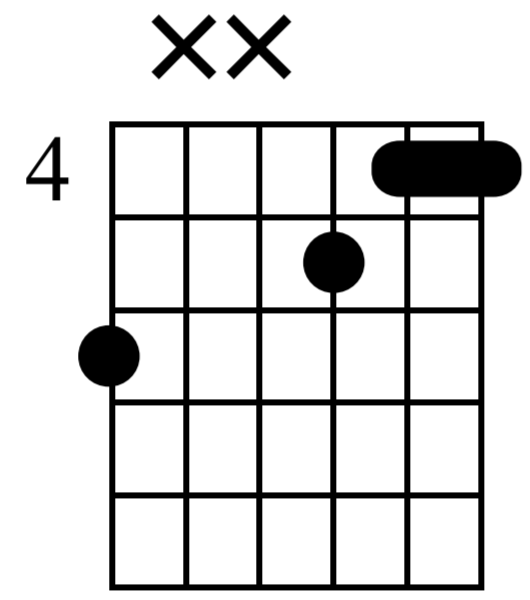


Musical notation for measures 9-10. Measure 9 starts with a treble clef, a key signature of one sharp (F#), and a common time signature. The melody consists of quarter notes: F#4, A4, B4, and C5. The bass line consists of quarter notes: D3, C3, B2, and A2. Measure 10 continues with the same melody and bass line. The TAB part shows the fret numbers for each string: Measure 9: 2, 3, 2, 0; Measure 10: 3, 3, 4, 0.

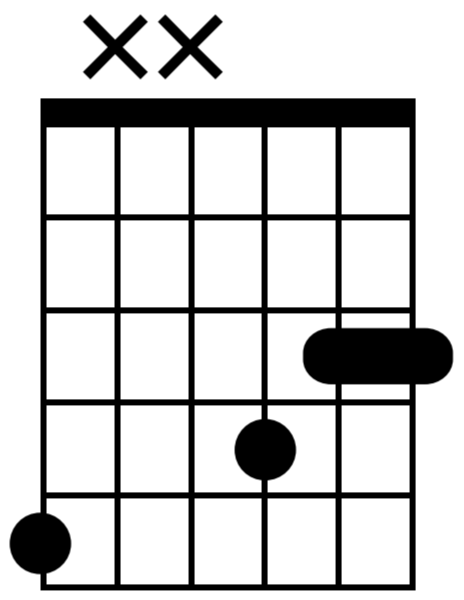
F



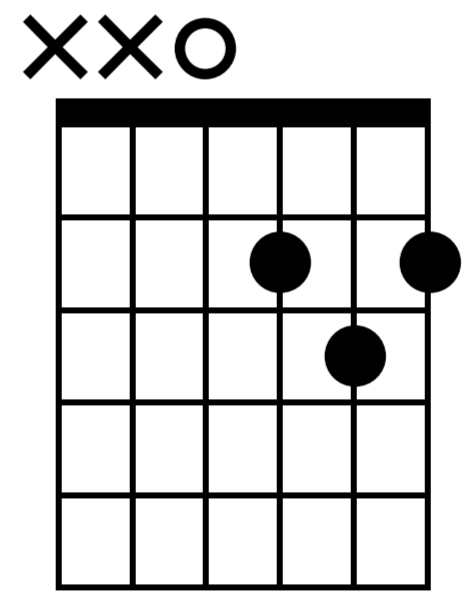
G#



G



D



Musical notation for measures 11-12. Measure 11 starts with a treble clef and a key signature of two sharps (F# and C#). The melody consists of quarter notes: D#4, E#4, F#4, and G#4. The bass line consists of quarter notes: A2, G2, F2, and E2. Measure 12 continues with the same melody and bass line. The TAB part shows the fret numbers for each string: Measure 11: 1, 1, 2, 3; Measure 12: 4, 4, 5, 6.

Musical notation for measure 13. The treble clef staff shows a whole rest. The TAB part is empty.