

# Surfer Girl

Written by Brian Wilson solo arr. by Brian Turner

Standard tuning

♩ = 90

n.guit.

**Bm/D**  
xxx  
7 1 1 1

**F#m**  
xx  
1 1 1 1

T  
A  
B

0 2 4 | 0 7 7 7 | 2 2 2 5

**Bm7**  
x x  
1 1 2 4

**F#m7**  
x x  
1 1 1 1

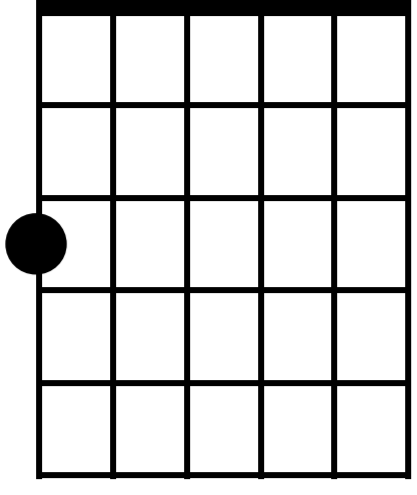
**Em**  
o x x o o  
1

T  
A  
B

5 3 2 2 | 4 2 3 2 2 2 2 2 | (2) 0 0 3 2

### G(no5)

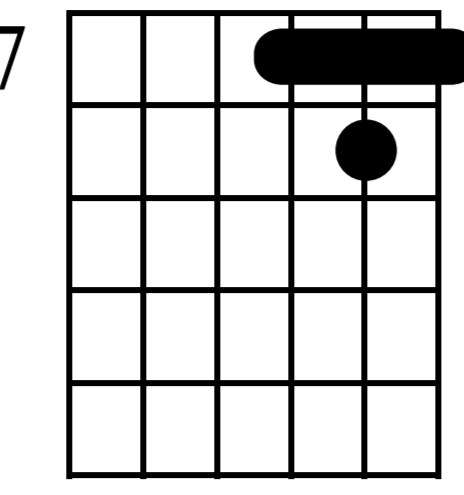
XXOOX



1

### G

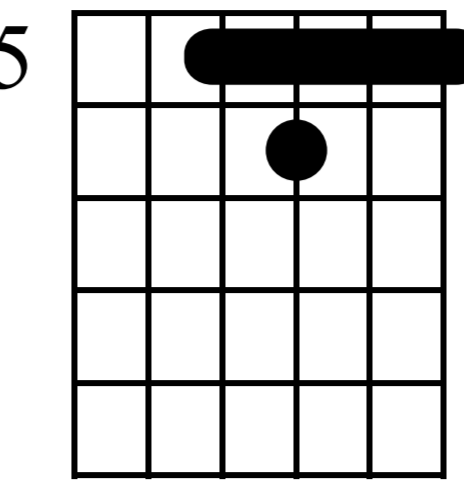
XXX



1 2 1

### A7

XO

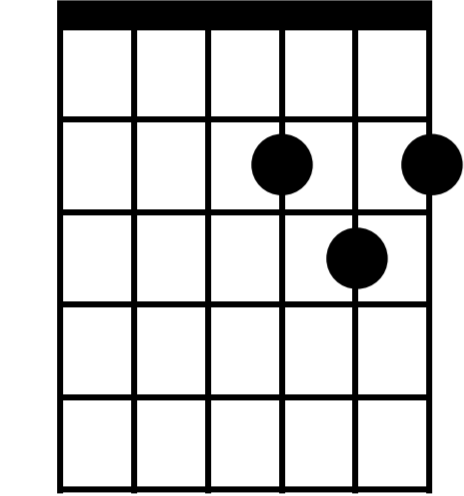


1 2 1 1

Musical notation for measures 7-9. Measure 7: Treble clef, key signature of two sharps (F# and C#), measure number 7. Bass clef, measure number 3. Measure 8: Treble clef, measure number 8. Bass clef, measure number 5. Measure 9: Treble clef, measure number 9. Bass clef, measure number (5), (5), (6), (5), (0). Fingering: 0, 0, 7, 8, 7, 5, 5, 6, 5, 0, (5), (5), (6), (5), (0), 0, 2, 4.

### D

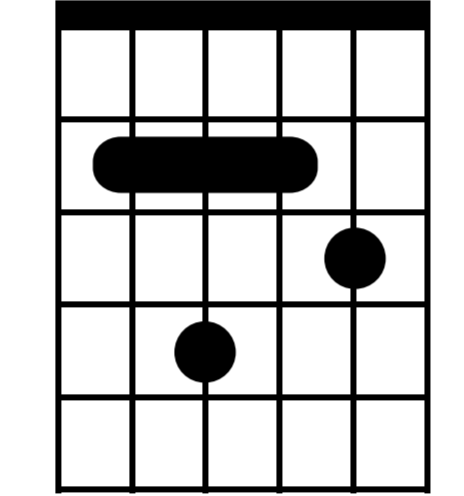
XXO



1 3 2

### Bm7

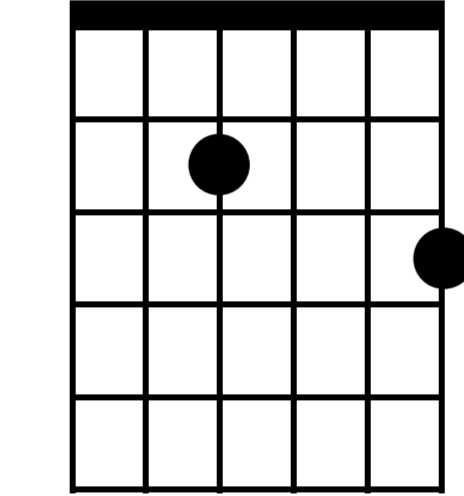
X X



1 3 1 2

### Em

O X O O

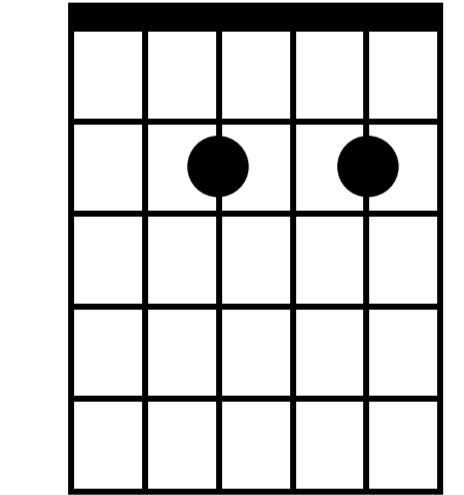


1 2

Musical notation for measures 10-12. Measure 10: Treble clef, key signature of two sharps, measure number 10. Bass clef, measure number 2. Measure 11: Treble clef, measure number 11. Bass clef, measure number 3, 2. Measure 12: Treble clef, measure number 12. Bass clef, measure number 0, 0, 2, 3.

### A7

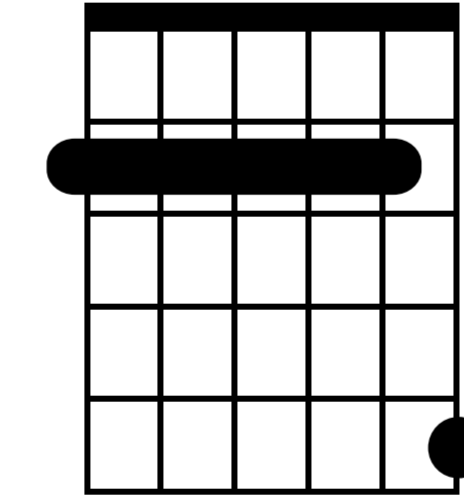
XO X O



1 2

### F#m7

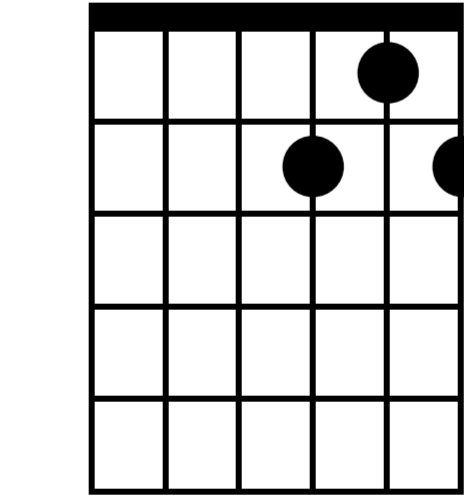
X



1 1 1 1 4

### D7

XXO



2 1 3

Musical notation for measures 13-15. Measure 13: Treble clef, key signature of two sharps, measure number 13. Bass clef, measure number 0, 2. Measure 14: Treble clef, measure number 14. Bass clef, measure number 2, 2, 2, 5. Measure 15: Treble clef, measure number 15. Bass clef, measure number 2, 1, 2, 0.

**G**

x x

1 3 2 1

**G**

7 7 7 7 7 7

1 2 1

**E<sup>ø</sup>**

x x

7 7 7 7 7 7

1 2 1 3

**D**

xx0

1 3 2

16

17

18

TAB

3	7	8	8	2
4	8	7	7	3
5	7	8	8	0
3				

**Bm7**

x x x

1 1 2

**Em**

0x 00x

1

**A7**

x0x0 x

1

19

20

21

TAB

3		0	2
2	2	0	0
2	4	2	0
		0	

1.

**D5**

xx0 x

1 2

22

23

24

TAB

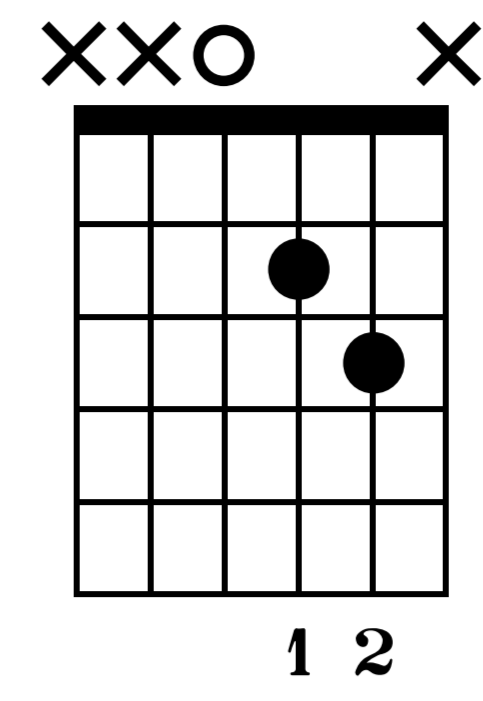
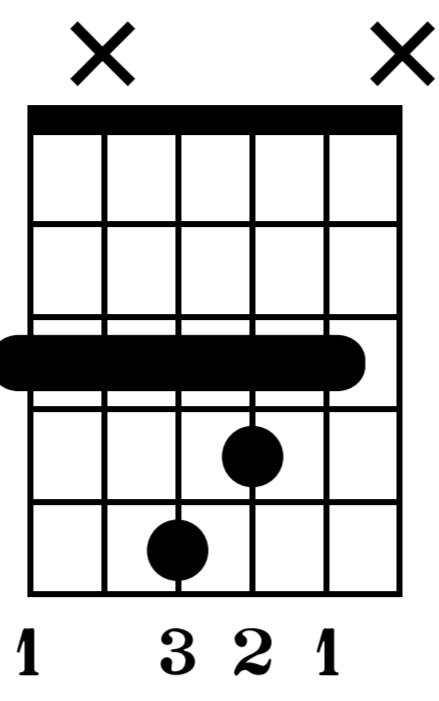
3	3	5	2	3	2
2			3		
0			4	4	
			3		

1.

2.

G

D5



Musical notation for measures 25-27. Measure 25 starts with a treble clef, key signature of two sharps (F# and C#), and a 25-measure rest. The melody consists of quarter notes G4, A4, B4, and C5. Measure 26 features a G chord and a triplet of eighth notes G4, A4, and B4. Measure 27 features a D5 chord and a triplet of eighth notes G4, A4, and B4.

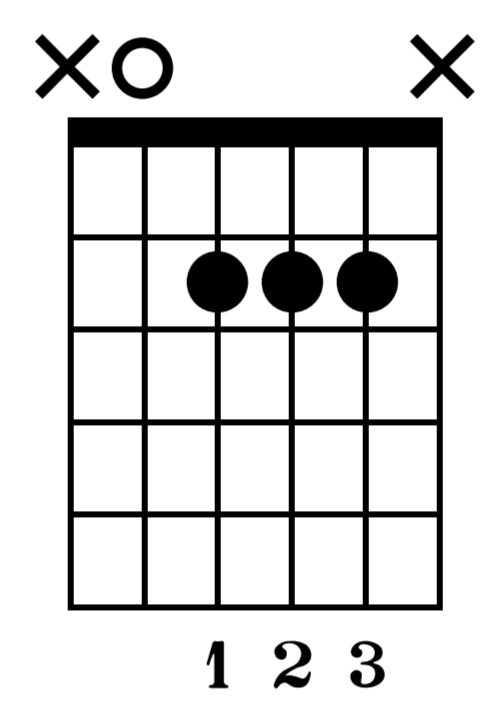
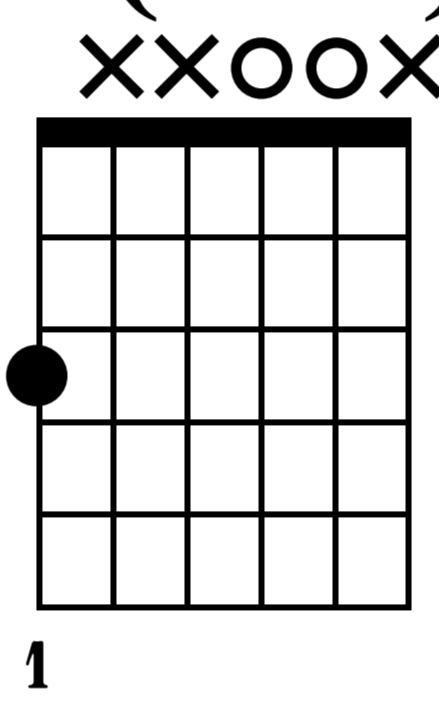
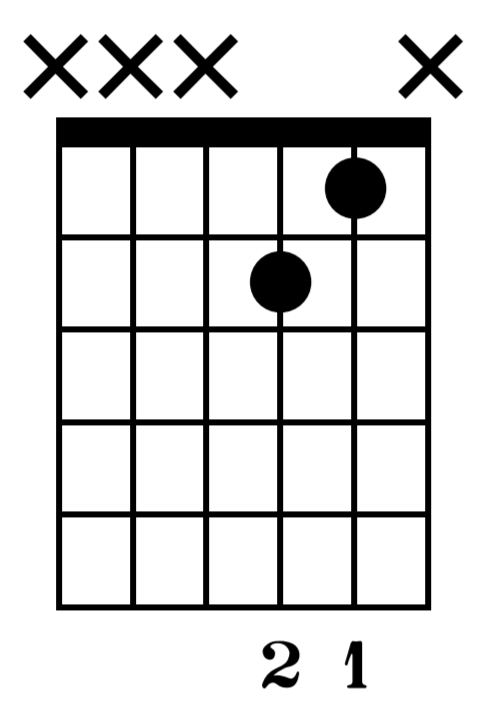
TAB: Measure 25: 0 2 0 0 2 4. Measure 26: 3 4 5 3 3 3. Measure 27: 3 2 0 3 3 3.

2.

D7

G(no5)

A



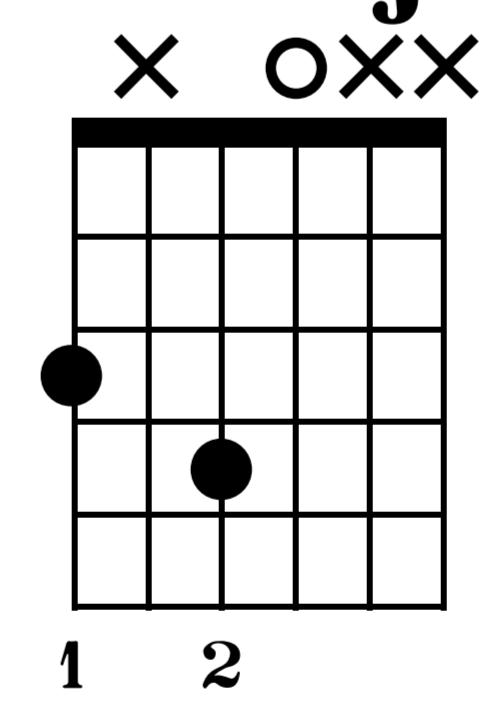
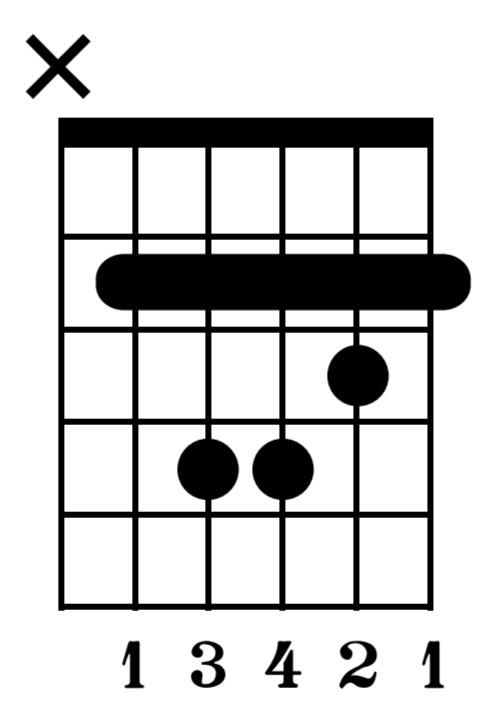
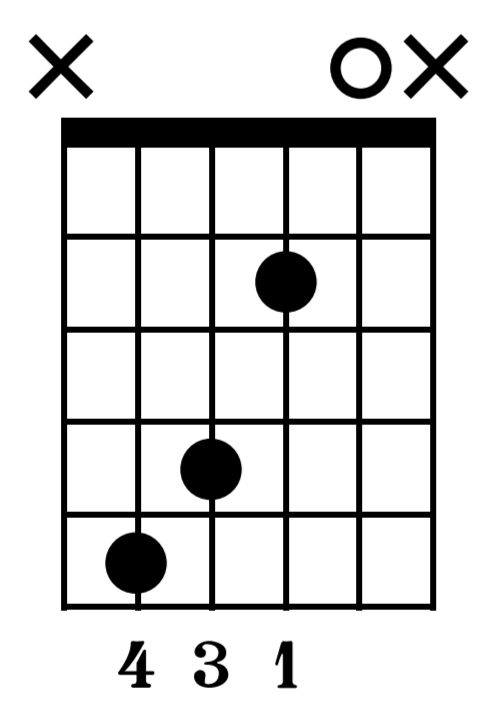
Musical notation for measures 28-30. Measure 28 features a D7 chord and a sequence of six eighth notes: G4, A4, B4, G4, A4, B4. Measure 29 features a G(no5) chord and a triplet of eighth notes G4, A4, and B4. Measure 30 features an A chord and a sequence of quarter notes G4, A4, and B4.

TAB: Measure 28: 1 2 1 2 1 2 1 2 1 2. Measure 29: 0 0 3 0 0 3. Measure 30: 2 2 2 0 2 0 2.

D6

Bm

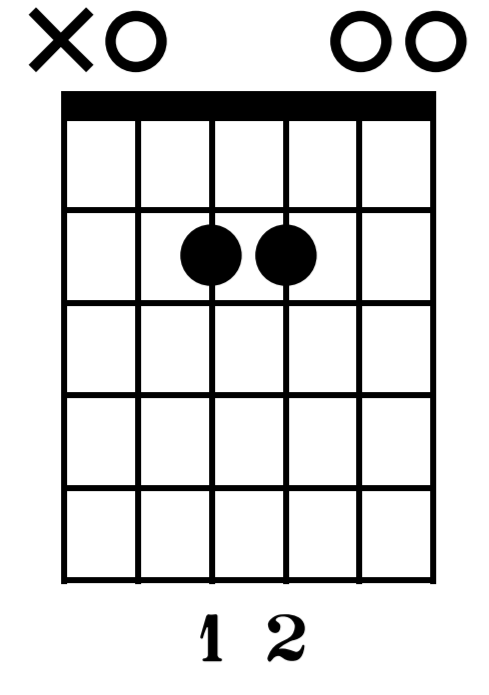
GMaj7



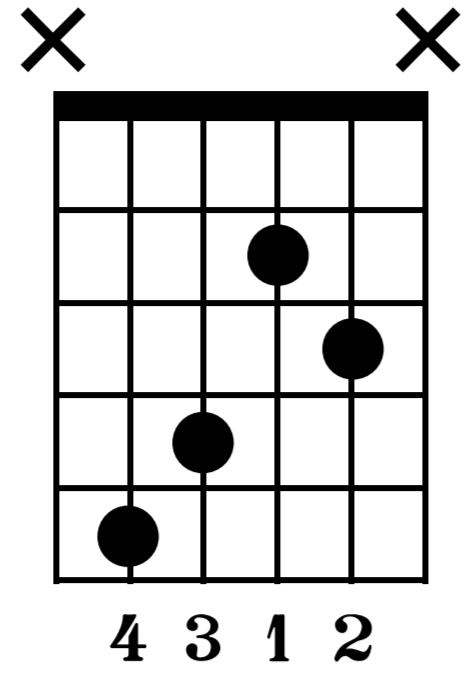
Musical notation for measures 31-33. Measure 31 features a D6 chord and a sequence of quarter notes G4, A4, B4, and C5. Measure 32 features a Bm chord and a sequence of quarter notes G4, A4, B4, and C5. Measure 33 features a GMaj7 chord and a sequence of quarter notes G4, A4, and B4.

TAB: Measure 31: 0 5 0 4 2. Measure 32: 2 4 4 3 4 4. Measure 33: 0 4 0 4 4.

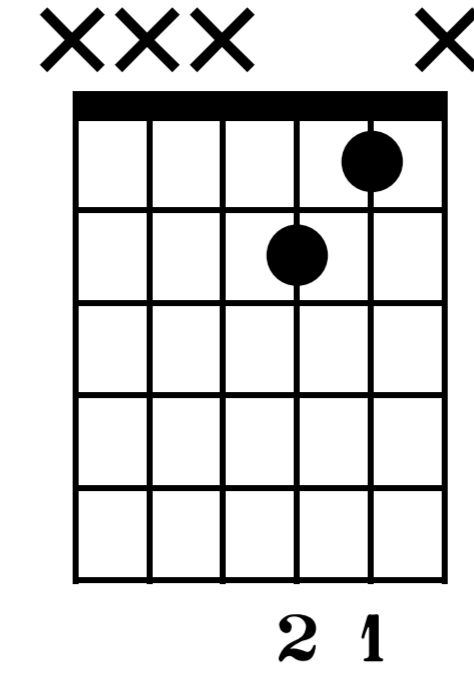
**Asus2**



**D**



**D7**



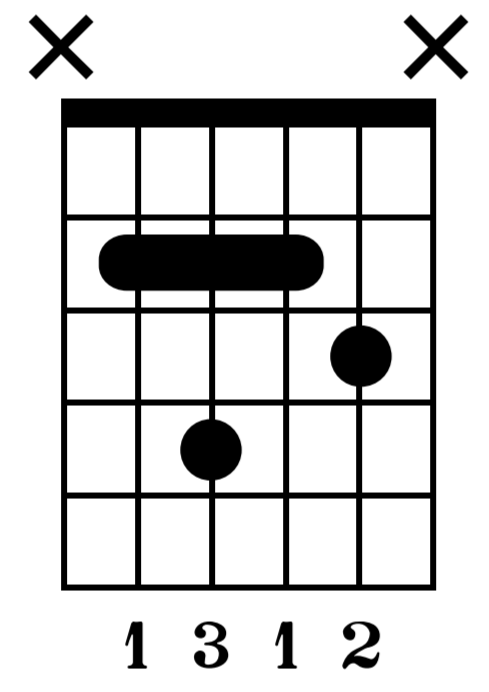
Musical notation for measures 34-36. Measure 34: Treble clef, key signature of two sharps (F# and C#). Notes: G4 (quarter), A4 (quarter), B4 (quarter), G4 (quarter), F#4 (quarter), E4 (quarter). Bass clef: G2 (quarter), B2 (quarter), D3 (quarter). Measure 35: Treble clef: G4 (quarter), A4 (quarter), B4 (quarter), G4 (quarter), F#4 (quarter), E4 (quarter). Bass clef: G2 (quarter), B2 (quarter), D3 (quarter). Measure 36: Treble clef: G4 (quarter), A4 (quarter), B4 (quarter), G4 (quarter), F#4 (quarter), E4 (quarter). Bass clef: G2 (quarter), B2 (quarter), D3 (quarter).

TAB: Measure 34: 2 2 0 | 0 2 0. Measure 35: 5 4 2 3 2 4. Measure 36: 0 4 2 1 2 4.

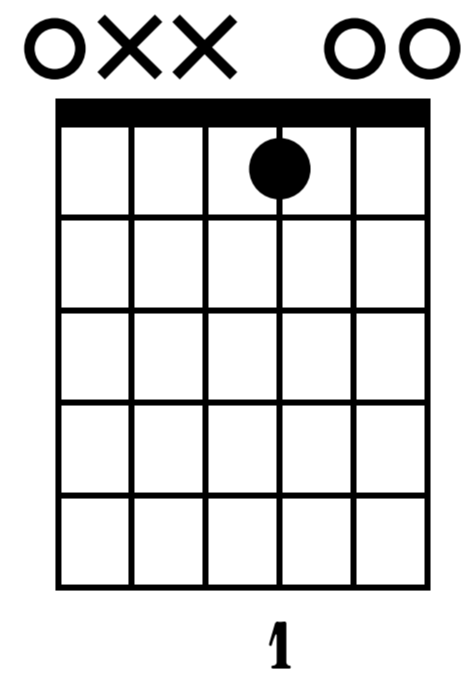
Musical notation for measures 37-39. Measure 37: Treble clef: G4 (quarter), A4 (quarter), B4 (quarter), G4 (quarter), F#4 (quarter), E4 (quarter). Bass clef: G2 (quarter), B2 (quarter), D3 (quarter). Measure 38: Treble clef: G4 (quarter), A4 (quarter), B4 (quarter), G4 (quarter), F#4 (quarter), E4 (quarter). Bass clef: G2 (quarter), B2 (quarter), D3 (quarter). Measure 39: Treble clef: G4 (quarter), A4 (quarter), B4 (quarter), G4 (quarter), F#4 (quarter), E4 (quarter). Bass clef: G2 (quarter), B2 (quarter), D3 (quarter).

TAB: Measure 37: 0 0 3 | 2 0 2. Measure 38: 2 2 2 0. Measure 39: 5 4 2 3 2 4.

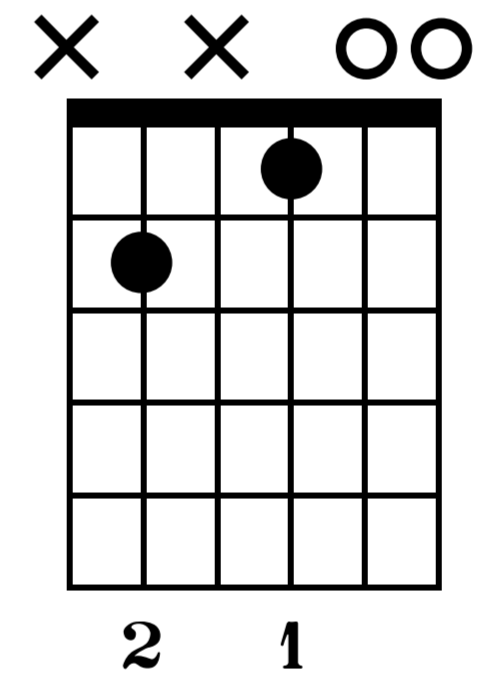
**Bm7**



**E**



**E7**



Musical notation for measures 40-42. Measure 40: Treble clef: G4 (quarter), A4 (quarter), B4 (quarter), G4 (quarter), F#4 (quarter), E4 (quarter). Bass clef: G2 (quarter), B2 (quarter), D3 (quarter). Measure 41: Treble clef: G4 (quarter), A4 (quarter), B4 (quarter), G4 (quarter), F#4 (quarter), E4 (quarter). Bass clef: G2 (quarter), B2 (quarter), D3 (quarter). Measure 42: Treble clef: G4 (quarter), A4 (quarter), B4 (quarter), G4 (quarter), F#4 (quarter), E4 (quarter). Bass clef: G2 (quarter), B2 (quarter), D3 (quarter).

TAB: Measure 40: 2 4 2 3 2 4. Measure 41: 0 0 1 | 0 2. Measure 42: 0 0 1 | 0 2.

**A7**  
 x o x o o  
  
 1

**B<sup>b</sup>7**  
 x x  
  
 1 1 3 1

**E<sup>b</sup>**  
 x  
  
 4 3 1 2 1

43   
 44   
 45   
 TAB: 0 2 0 | 0 2 0 | 1 3 1 | 1 1 1 | 3 4 3 | 3 5 6

**Cm7**  
 x x x  
  
 1 1 2

**Fm7**  
 x  
  
 1 1 1 1 4

**B<sup>b</sup>7**  
 x x  
  
 1 1 3 1

46   
 47   
 48   
 TAB: 4 3 3 | 1 3 5 | 1 4 1 | 1 3 1 | 1 1 1

**Gm7**  
 x x  
  
 1 1 1 4

**E<sup>b</sup>7**  
 xx  
  
 1 3 2 4

**A<sup>b</sup>**  
 x x  
  
 1 3 2 1

**A<sup>b</sup>**  
 xxx  
  
 1 3 2

49   
 50   
 51   
 TAB: 3 3 3 | 6 3 2 3 1 | 4 5 6 | 8 9 8 | 3 4 4

**F<sup>o</sup>**

8

1 2 1 3

**E<sup>b</sup>**

3

4 3 1 2 1

**Cm7**

1 1 2

52

53

54

TAB

9	3	4	3
8	4	3	5
9	5	3	3
8	6	3	5

**Fm7**

1 1 1 1

**B<sup>b</sup>7**

1 3 1 4

55

56

57

TAB

1	1	3	1	(1)
1	1	1	3	
1	1	3	3	
1	1	1	1	

**E<sup>b</sup>**

3

4 3 1 2

**Cm7**

1 1 2

**A<sup>b</sup>maj7**

3

4 3 2 1

58

59

60

TAB

4	4	4	6	3	3	4	3
3			4	4			
5			3	5			
6			3	6			

**B $\flat$ 7**  
 x x  
 6  
  
 1 1 2 1

**E $\flat$ maj7**  
 x x  
 6  
  
 1 2 3 1

**Cm**  
 x  
 8  
  
 1 3 4 1 1

61   
 62   
 63   
 TAB  
 6 8 | 6 8 8 7 8 6 | 8 8 10 10 8 8

**Fm9(no5)**  
 x x  
 6  
  
 2 1 3 3

**B $\flat$ 7**  
 x x  
 6  
  
 1 1 2 1

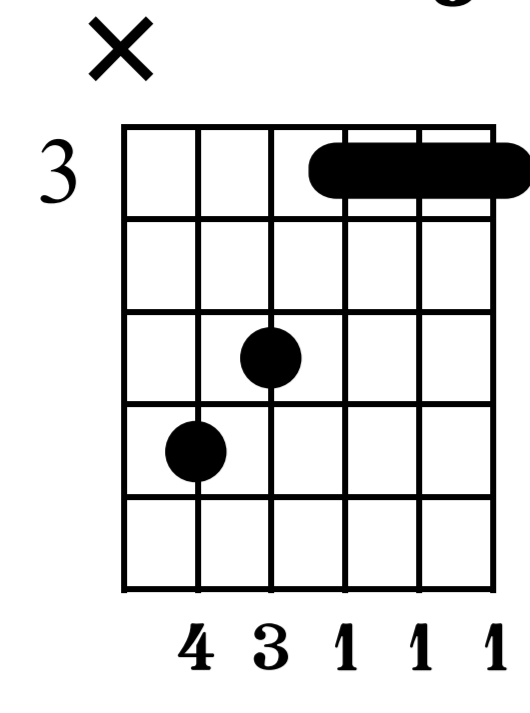
**E $\flat$ maj7**  
 x x  
 6  
  
 1 2 3 1

64   
 65   
 66   
 TAB  
 8 8 8 9 8 | 6 8 | 6 8 7 8 6

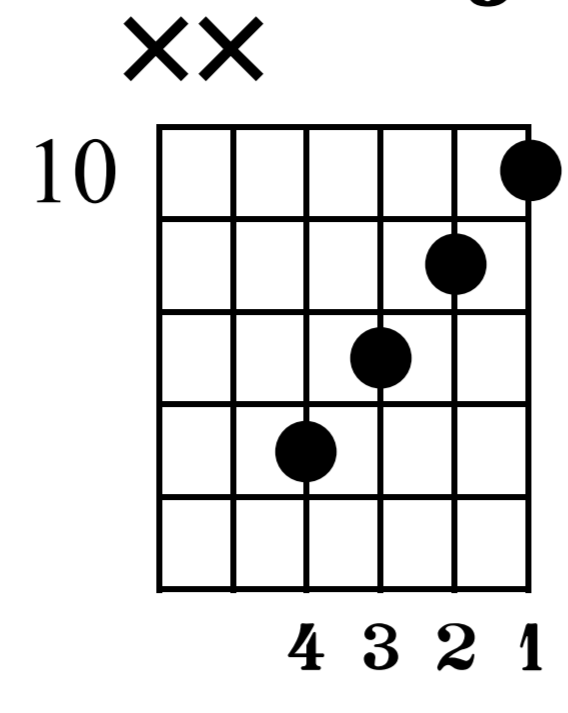
67   
 68   
 69   
 TAB  
 8 10 10 8 8 | 8 8 8 8 | 6 6 6



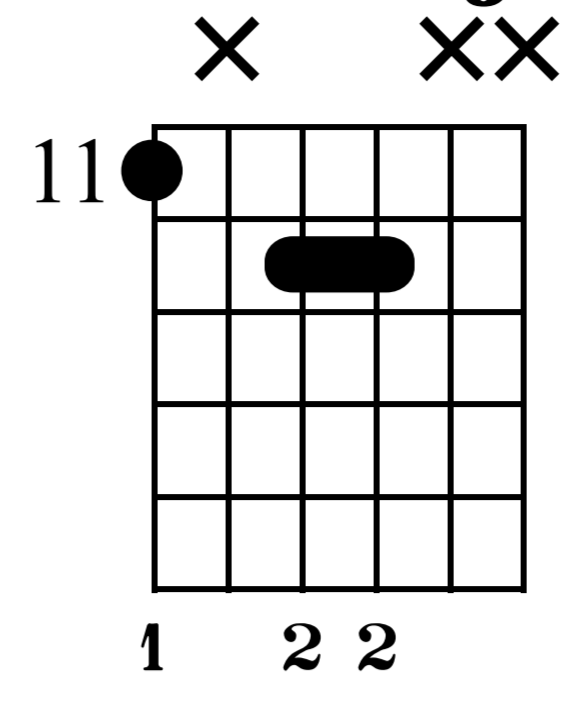
**E<sup>b</sup>maj7**



**E<sup>b</sup>maj7**



**E<sup>b</sup>maj7**



70 71 72

T  
A  
B

3	3	3	6	10	11	12	10	12
5	3			12	13	12		12
6								11