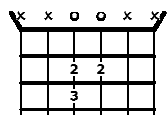


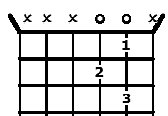
Ex. 4 Fragment 3. Using the 4th and 3rd strings only.



TAB notation for Ex. 4. The top line (4th string) has frets 0, 2, 3, 0, 2, 0, 3, 2. The bottom line (3rd string) has frets 0, 2, 3, 0, 2, 0, 3, 2.

Musical notation for Ex. 4. The melody is written on a treble clef staff. It consists of two phrases: the first phrase is a rising eighth-note scale (G4, A4, B4, C5), and the second phrase is a falling eighth-note scale (C5, B4, A4, G4).

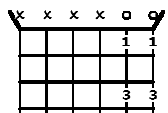
Ex. 5 Fragment 4. Using the 3rd and 2nd strings only.



TAB notation for Ex. 5. The top line (3rd string) has frets 0, 2, 0, 1, 3, 1, 0, 2. The bottom line (2nd string) has frets 0, 2, 0, 1, 3, 1, 0, 2.

Musical notation for Ex. 5. The melody is written on a treble clef staff. It consists of two phrases: the first phrase is a rising eighth-note scale (G4, A4, B4, C5), and the second phrase is a falling eighth-note scale (C5, B4, A4, G4).

Ex. 6 Fragment 5. Using the 2nd and 1st strings only.



TAB notation for Ex. 6. The top line (2nd string) has frets 0, 1, 3, 0, 1, 3, 1, 0. The bottom line (1st string) has frets 3, 1, 3, 1.

Musical notation for Ex. 6. The melody is written on a treble clef staff. It consists of two phrases: the first phrase is a rising eighth-note scale (G4, A4, B4, C5), and the second phrase is a falling eighth-note scale (C5, B4, A4, G4).