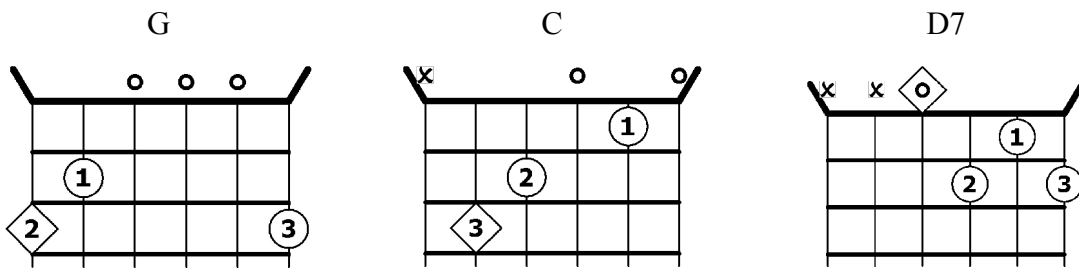


## RHYTHM EXERCISES AND KEYS

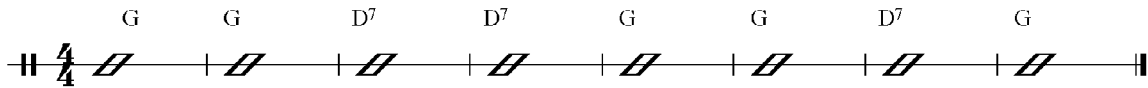
For developing good rhythm, it is essential to use the metronome. Do the following exercises using the metronome at a very slow tempo. As you get more comfortable changing the chords, you can increase the tempo of the metronome little by little. Your exercises will be the chords in the key of G, then Em, D, A, E, Am and C. For each one of these keys, the set of chords will start with five exercises that are designed to help you change from chord to chord smoothly and in time. Then, exercises 6 to 10 are very practical rhythm patterns that are used in countless songs in virtually every style of music.

### Key of G

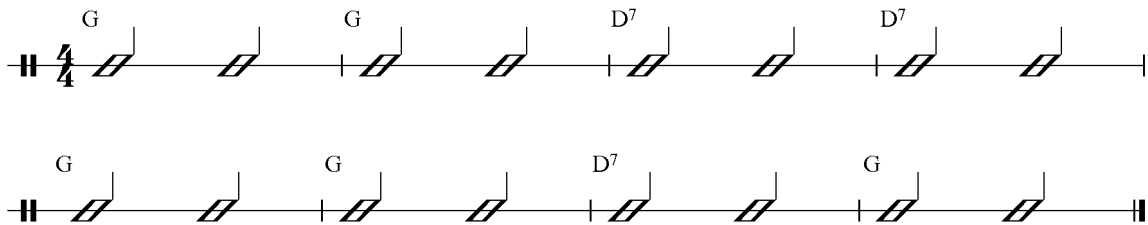


### EXERCISES 1 TO 5. CHANGING FROM CHORD TO CHORD

Ex.1 Whole notes. Use down pick strokes only.



Ex.2 Half notes. Use down pick strokes only.



Ex.3 Quarter notes. Use down pick strokes only.

