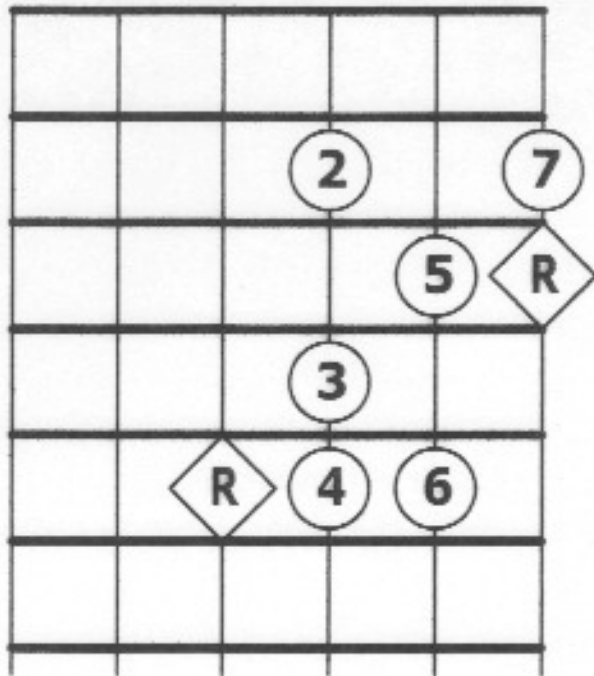


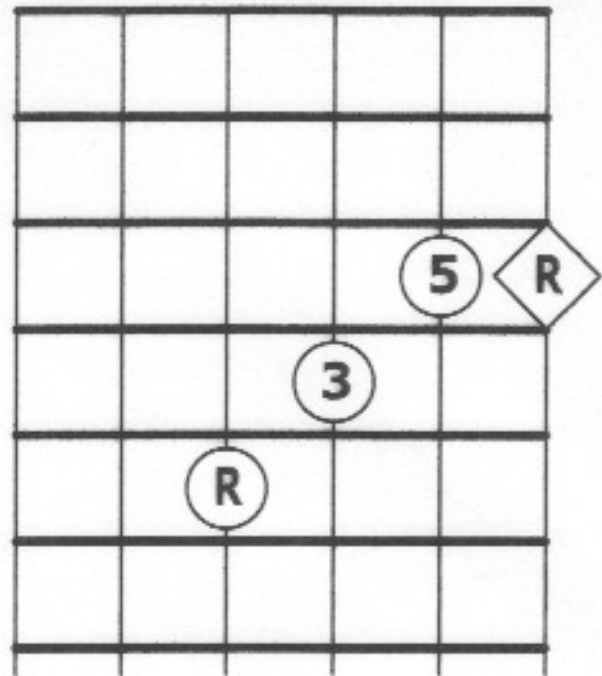
Essential Scales

guitar lessons by brian.com

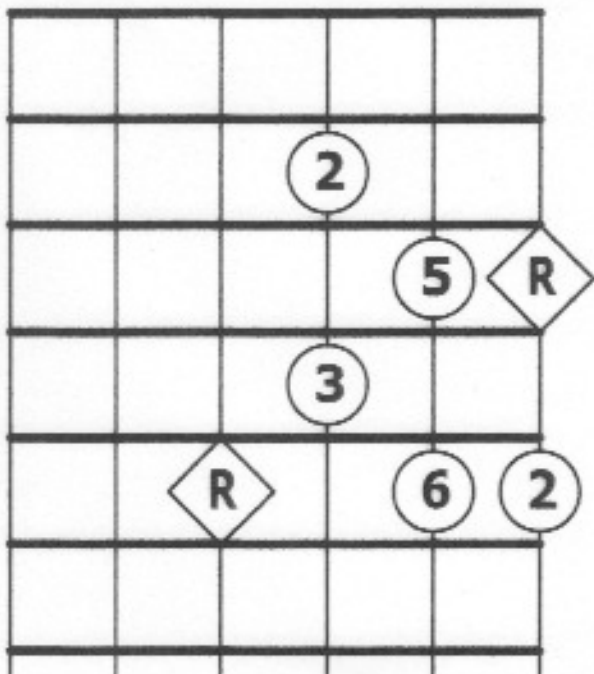
Major Scale
R 2 3 4 5 6 7



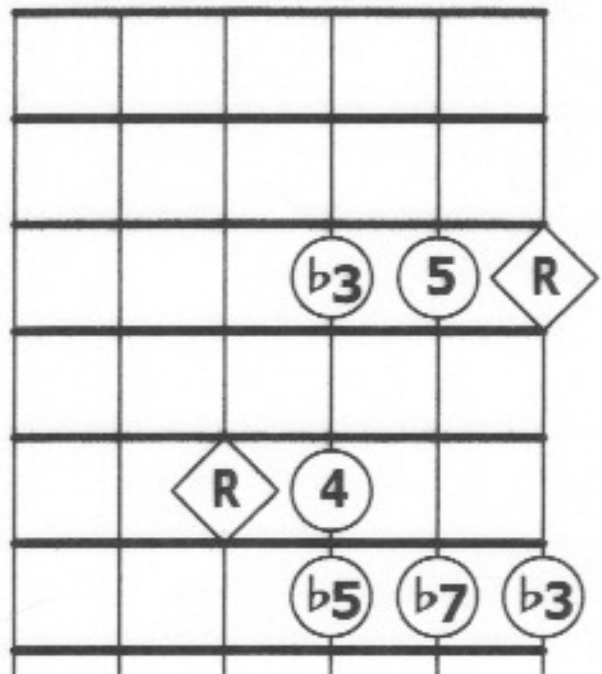
Major Arpeggio
R 3 5



Major Pentatonic Scale
1 2 3 5 6

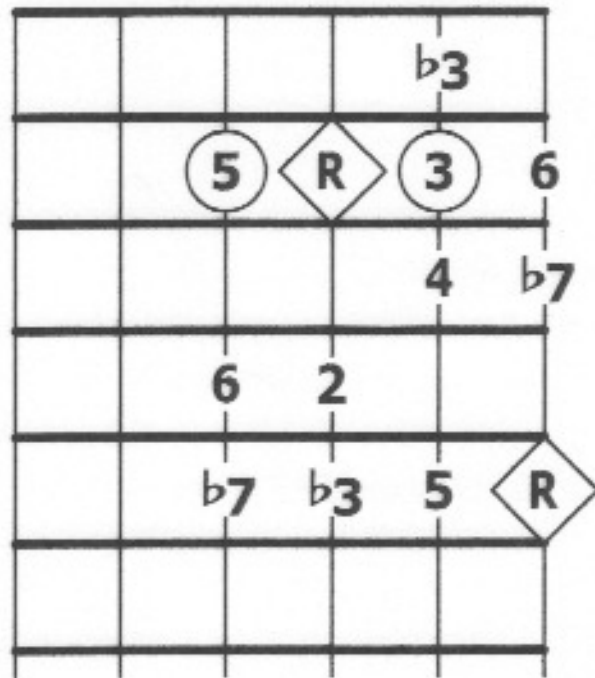
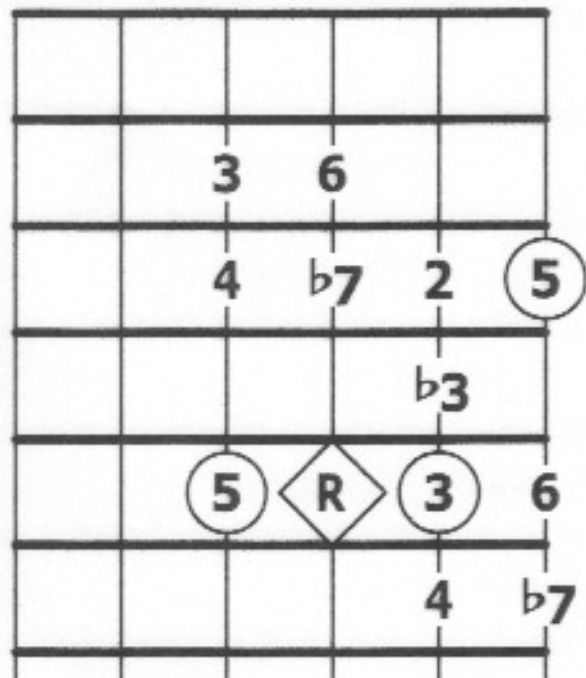
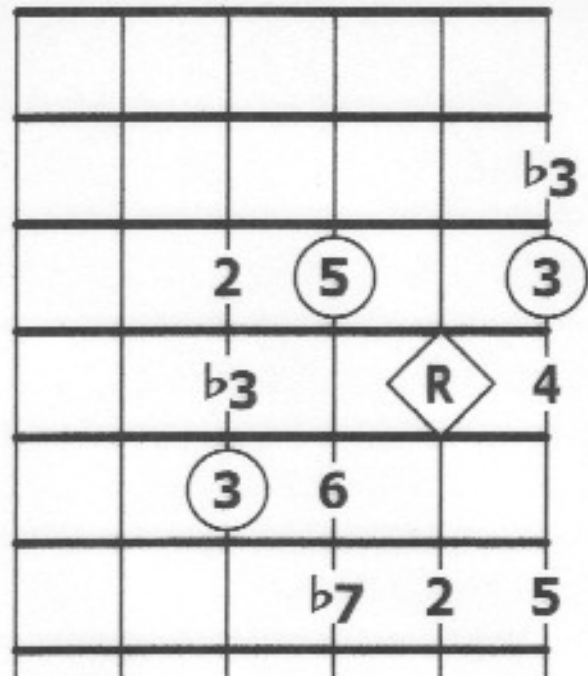
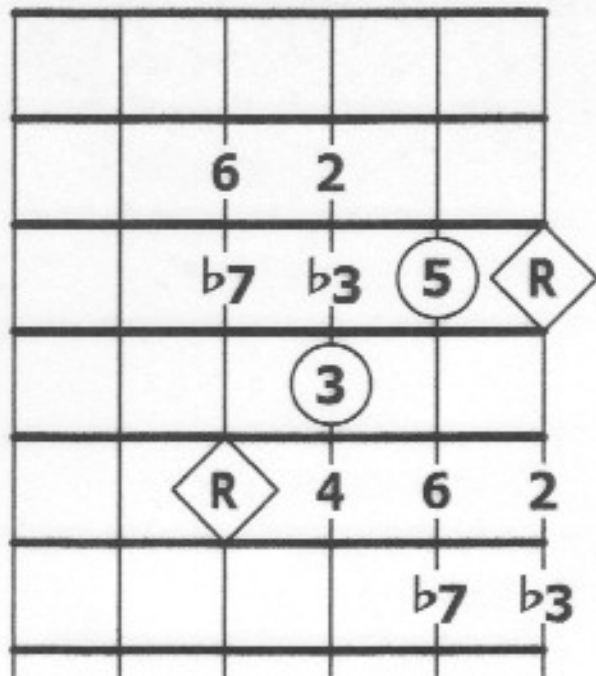


Blues Scale
R b3 4 b5 5 b7



Major Chords and Intervals Close By

guitar lessons by brian.com



Guitar Lessons By Brian. Com

Improvising Using Intervals

1. The Major Scale	1	2	3	4	5	6	7	8												
2. The Blues Scale	1	b3	4	b5	5	b7	8													
3. The Major Arpeggio	1	3	5																	
4. The b3 Blue Note	1	b3	3	5	8	5	b3	3	R											
5. The Major 6 Arpeggio	1	3	5	6	8	6	5	3	R											
6. Combining the b3 and 6	1	b3	3	5	6	8	6	5	b3	3	R									
7. The Dominant 7 Arpeggio	1	3	5	b7	8	b7	5	3	R											
8. Combining the b3, 6, and 7	1	b3	3	5	6	b7	8	b7	6	5	b3	3	R							
9. Adding a 2	R	2	b3	3	5	6	b7	8	b7	6	5	3	b3	2	R					
10. Dancing Around the 4	R	4	b3	3																
11. The b5 Blue Note	R	b3	R	4	R	b5	R	4	R	b3	3	R								
12. Lower Neighbor Notes	R	7	R	3	b3	3	5	b5	5	8	7	8								
13. Upper Neighbor Notes	R	b2	R	3	4	3	5	b6	5	8	b2	8								
14. Putting it all together	R	2	b3	3	5	6	b7	8	2	b3	3									

(9)

Summary:

1. Think chord shapes.
2. Add the notes of the Major Scales around cord shapes.
3. Add the Blue Notes b3, b5, and b7.
4. Study Charlie Christian and Django Reinhardt