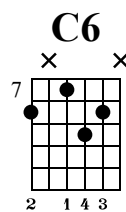
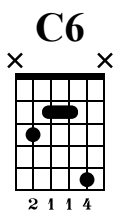
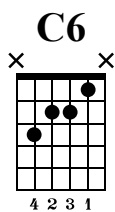


# The ACE Barre Chord System

## Video 5: 6 chords

Start with the shape closest to the nut.

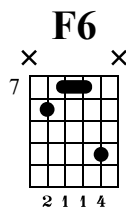
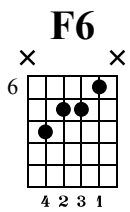
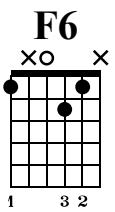


s.guit.

1

TAB

1	5	8
2	2	9
2	2	7
3	3	8

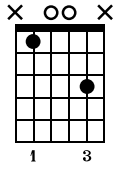


2

TAB

1	6	10
2	7	7
0	7	7
1	8	8

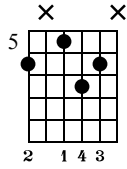
**B $\flat$ 6**



Musical notation for B $\flat$ 6 in treble clef, key signature of two flats (B $\flat$ 6). A triplet of notes is shown on the 3rd, 4th, and 5th strings.

TAB 3  
0  
1

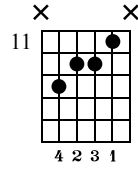
**B $\flat$ 6**



Musical notation for B $\flat$ 6 in treble clef, key signature of two flats (B $\flat$ 6). A single note is shown on the 6th string.

TAB 6  
7  
5  
6

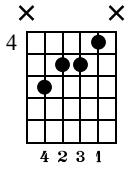
**B $\flat$ 6**



Musical notation for B $\flat$ 6 in treble clef, key signature of two flats (B $\flat$ 6). A single note is shown on the 11th fret.

TAB 11  
12  
12  
13

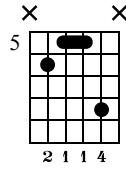
**E $\flat$ 6**



Musical notation for E $\flat$ 6 in treble clef, key signature of three flats (E $\flat$ 6). A single note is shown on the 4th fret.

TAB 4  
5  
5  
6

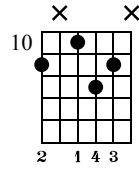
**E $\flat$ 6**



Musical notation for E $\flat$ 6 in treble clef, key signature of three flats (E $\flat$ 6). A single note is shown on the 5th fret.

TAB 8  
5  
5  
6

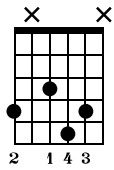
**E $\flat$ 6**



Musical notation for E $\flat$ 6 in treble clef, key signature of three flats (E $\flat$ 6). A single note is shown on the 10th fret.

TAB 11  
12  
10  
11

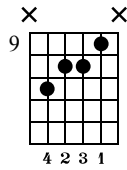
**A $\flat$ 6**



Musical notation for A $\flat$ 6 in treble clef, key signature of three flats (A $\flat$ 6). A single note is shown on the 2nd fret.

TAB 4  
5  
3  
4

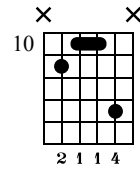
**A $\flat$ 6**



Musical notation for A $\flat$ 6 in treble clef, key signature of three flats (A $\flat$ 6). A single note is shown on the 9th fret.

TAB 9  
10  
10  
11

**A $\flat$ 6**



Musical notation for A $\flat$ 6 in treble clef, key signature of three flats (A $\flat$ 6). A single note is shown on the 10th fret.

TAB 13  
10  
10  
11

**D<sup>b</sup>6**

4 2 3 1

**D<sup>b</sup>6**

3 2 1 1 4

**D<sup>b</sup>6**

2 1 4 3

6

TAB

2	6	9
3	3	10
3	3	8
4	4	9

**G<sup>b</sup>6**

2 1 4 3

**G<sup>b</sup>6**

4 2 3 1

**G<sup>b</sup>6**

2 1 1 4

7

TAB

2	7	11
3	8	8
1	8	8
2	9	9

**B6**

2 1 1 4

**B6**

2 1 4 3

**B6**

4 2 3 1

8

TAB

4	7	12
1	8	13
1	6	13
2	7	14

\*this fingering is different because it is close to the nut.

**E6** **E6** **E6**

2 3 1 4      5 4 2 3 1      6 2 1 1 4

9

TAB

0	5	9
2	6	6
1	6	6
2	7	7
2		
0		

\*this fingering is different because it is close to the nut.

**A6** **A6** **A6**

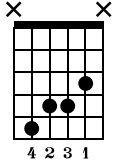
1 1 1 1      4 2 1 4 3      10 4 2 3 1

10

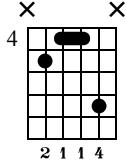
TAB

2	5	10
2	6	11
2	4	11
2	5	12
0		

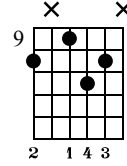
### D6



### D6



### D6



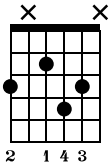
Musical notation for D6 chords:

- Staff 1: Treble clef, key signature of two sharps (F# and C#), 11th fret. Notes: D5, F#4, A4, D5.
- Staff 2: Treble clef, key signature of two sharps, 7th fret. Notes: D4, F#3, A3, D4.
- Staff 3: Treble clef, key signature of two sharps, 9th fret. Notes: D4, F#3, A3, D4.

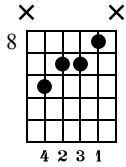
TAB notation:

- Chord 1: 3, 4, 4, 5
- Chord 2: 7, 4, 4, 5
- Chord 3: 10, 11, 9, 10

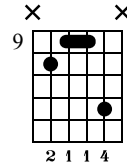
### G6



### G6



### G6



Musical notation for G6 chords:

- Staff 1: Treble clef, key signature of one sharp (F#), 12th fret. Notes: G5, B4, D5, G5.
- Staff 2: Treble clef, key signature of one sharp, 8th fret. Notes: G4, B3, D4, G4.
- Staff 3: Treble clef, key signature of one sharp, 9th fret. Notes: G4, B3, D4, G4.

TAB notation:

- Chord 1: 3, 4, 2, 3
- Chord 2: 8, 9, 9, 10
- Chord 3: 12, 9, 9, 10

Musical notation for G6 chord at the 13th fret:

- Staff 1: Treble clef, key signature of one sharp (F#), 13th fret. Notes: G5, B4, D5, G5.
- Staff 2: TAB notation for the 13th fret chord.