

# Table Of Contents

	Page
Acknowledgments .....	<i>i</i>
Introduction .....	<i>ii</i>
Important Tips .....	<i>iii</i>
Chord Chart .....	<i>iv</i>
Using The Capo .....	<i>v</i>

## Chapter 1: Songs For The Beginner Using Standard Notation And Chord Diagrams

	Slow Track	Normal Track	Page
Amazing Grace .....	2	3	1
Auld Lang Syne .....	6	7	2
Aura Lee .....	10	11	3
Brian Boru's March .....	14	15	4
Ghost Riders In The Sky .....		18	5
Greensleeves .....	19	20	6
House Of The Rising Sun .....		23	7
I Walk The Line .....	24	25	10
The Munster's Theme .....	28	29	11
Red Wing .....	30	31	12
Scarborough Fair .....	32	33	14
Wildwood Flower .....	36	37	15

## Chapter 2: Songs For The Beginner Using Tablature And Chord Diagrams

Amazing Grace .....	2	3	16
Auld Lang Syne .....	6	7	17
Aura Lee .....	10	11	18
Brian Boru's March .....	14	15	19
Ghost Riders In The Sky .....		18	20
Greensleeves .....	19	20	21
House Of The Rising Sun .....		23	22
I Walk The Line .....	24	25	26
The Munster's Theme .....	28	29	27
Red Wing .....	30	31	28
Scarborough Fair .....	32	33	29
Wildwood Flower .....	36	37	30

## Chapter 3: Intermediate Songs Using Standard Notation And Chord Diagrams

Amazing Grace .....	4	5	31
Auld Lang Syne .....	8	9	32
Aura Lee .....	12	13	33
Brian Boru's March .....	16	17	34
Greensleeves .....	21	22	35
I Walk The Line .....	26	27	36
Scarborough Fair .....	34	35	37
Wildwood Flower .....	38	39	38

# Table Of Contents (cont.)

## Chapter 4: Intermediate Songs Using Tablature And Chord Diagrams

				Page
Amazing Grace .....	4 .....	5 .....		39
Auld Lang Syne .....	8 .....	9 .....		40
Aura Lee .....	12 .....	13 .....		41
Brian Boru's March .....	16 .....	17 .....		42
Greensleeves .....	21 .....	22 .....		43
I Walk The Line .....	26 .....	27 .....		44
Scarborough Fair .....	34 .....	35 .....		45
Wildwood Flower .....	38 .....	39 .....		46


## Chapter 5: Easy Chord And Lyric Charts For The Strummer

Amazing Grace Key of C .....	4 .....	5 .....	47
Amazing Grace Key of G .....			48
Aura Lee Key of C .....	12 .....	13 .....	49
Aura Lee Key of G .....			50
Ghost Riders In The Sky Key of Am .....		18 .....	51
Ghost Riders In The Sky Key of Em .....			53
Green Sleeves Key of Am .....	21 .....	22 .....	55
Green Sleeves Key of Em .....			57
House of the Rising Sun Key of Am .....		23 .....	59
I Walk The Line Key of C .....	26 .....	27 .....	60
I Walk The Line Key of G .....			61
Love Me Tender Key of C .....	12 .....	13 .....	62
Love Me Tender Key of G .....			63
Red Wing Key of G .....	30 .....	31 .....	64
Red Wing Key of D .....			65
Scarborough Fair Key of Dm .....	34 .....	35 .....	66
Scarborough Fair Key of Am .....			67
What Child Is This? Key of Am .....	21 .....	22 .....	68
What Child Is This? Key of Em .....			69
Wildwood Flower Key of C .....	38 .....	39 .....	70
Wildwood Flower key of G .....			71

# Acknowledgements

Special thanks to Ron James for production, audio engineering, photography, and art design and to his wife Sharon James for editing. Their spontaneous creative input and enthusiasm, while selflessly giving their time and efforts, were essential to make this project happen.

Thanks especially to my wife Sonia for her input, inspiration, and encouragement.



# Introduction

This book provides songs for beginner and intermediate guitar players. The beginner versions consist of just the basic melodies, lyrics, and chords while the intermediate versions add harmony to create solo guitar arrangements. Having both versions in the same book allows you to observe the thinking process involved when taking a basic melody and adding harmony to create a solo guitar arrangement. The illustration below shows a comparison between beginner and intermediate versions. Notice the melody didn't change at all in the intermediate version. The only changes made were adding harmony on the first beat of each measure. The harmony is simply the chords that accompany the melody. The chord diagrams are written above each measure. Keep in mind the melody note is always the highest note. When playing the melody be sure not to strike the strings that are higher in pitch.

The image displays two musical staves. The top staff is labeled 'Beginner' and the bottom staff is labeled 'Intermediate'. Both staves are in 3/4 time and feature a melody line with lyrics: 'A maz ing — grace how sweet the sound that'. Above each staff are four chord diagrams: C, C7, F, and C. In the Beginner version, the melody notes are A, G, F, E, D, C, B, A. In the Intermediate version, the melody notes are the same, but the first beat of each measure includes a chord (C, C7, F, C) played simultaneously with the melody note. Arrows point from the C chord diagram in the Beginner version to the C chord diagram in the Intermediate version, and from the F chord diagram in the Beginner version to the F chord diagram in the Intermediate version, highlighting that the melody note (C) is the highest note in both versions.

Notice the C note is the highest note on the intermediate version. C is also the highest note of the F chord. In both instances C is the melody note as it is in the beginner version. The melody note (C) should be the highest in pitch.

Although the songs are arranged for players that use a pick exclusively, they also work well with players that are accustomed to playing fingerstyle.

The chord diagrams show the specific voicings (exact notes) of each chord.

Chapters one and three are written in standard notation for players wishing to improve their notation reading skills. Chapters two and four are written in tablature. Chapter five uses easy chord charts and lyrics for strummers that are interested in strumming while they sing.

There are several songs in the beginner chapters that aren't in the intermediate chapters. These songs sound good as they are and after achieving the proper tempo you will be at the intermediate level.

The CD that accompanies the book has a slow version and a fast version for most of the songs. They are recorded in split-track stereo. In the beginner chapters the metronome and rhythm guitar are heard from the left speaker. The melody is in the right speaker. If you wish to play the melody while listening to the metronome and rhythm track without the recorded melody then pan the balance to the left. If you wish to listen to the melody only then pan to the right. If you desire to hear the entire recording the balance should be centered. On the intermediate tracks there is no rhythm guitar. The metronome is on the left and the guitar is on the right.

# Important Tips

## *Rhythm*

Having good rhythm or keeping time is usually the most challenging aspect for beginning guitarists. When learning a song or exercise always learn to play it very, very slow first. Students usually try to play faster than they are capable and find themselves making the same mistakes over and over which leads to frustration. A good analogy is learning to drive a car. If we jump into the driver's seat without ever having driven and put the pedal to the floor we would either have a wreck or give the driving instructor a heart attack. Always practice slowly in the beginning. As you get comfortable with the tune you can speed up the tempo.

A metronome is an essential tool for the practicing musician that will help develop a sense of rhythm. Also, many books come with C.D.'s that serve the same purpose as a metronome. *Band in the Box* is great software that gives you an automated band to accompany your playing. Any of these products will help your rhythm. The importance of playing with a metronome can't be stressed enough.

## *The Pick*

Students tend to use all down strokes when learning without an instructor. The longer the student plays this way the harder it is for him to correct his technique. Using the proper technique with a pick is extremely important. It is usually appropriate to use down strokes when playing whole, half, and quarter notes. However, when playing eighth notes you should use alternating picking (down and up strokes). In common time the down strokes should be on the down beats which are the numbers (1, 2, 3, 4). The 'up beat' in between the numbers should be up strokes.

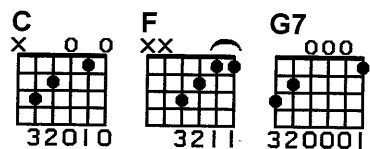
## *The Teacher*

Henny Youngman once said, "The self taught man usually has a lousy teacher and an even worse student." A good instructor will help you to avoid bad habits that are hard to break and offer insight that takes years to accumulate. A good instructor will teach you music theory as well as how to read music.

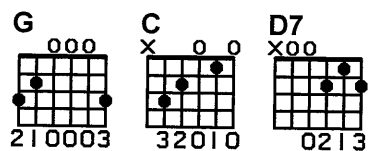
# Chord Chart

The chords below are the easiest to play on guitar. Thousands of songs use these chords. With the use of a capo you can play the songs in any key.

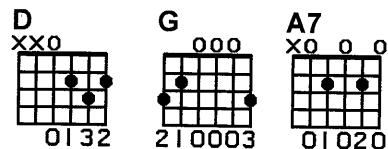
## Key of C



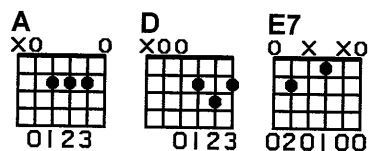
## Key of G



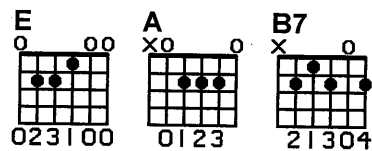
## Key of D



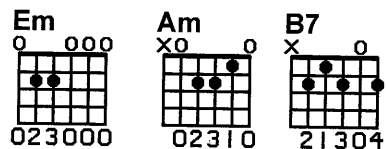
## Key of A



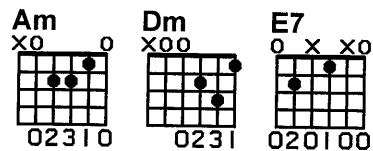
## Key of E



## Key of Em



## Key of Am



# Using The Capo

If you try to sing a song and the key doesn't fit your voice you may want to use a capo to raise the pitch. When playing with other musicians inevitably you'll find people do songs in differing keys. A male singer will usually sing in a different key than a female vocalist. Fiddlers are fond of the key of D and A. Horn players love Bb and F. Banjo players love G. Mountain dulcimer players love D. With the chart below you can play in any key. If someone throws a key at you that you aren't familiar with, don't panic. Just whip out the trusty capo and place it on the appropriate fret.

## **When playing in the key of G:**

Place the capo on the 1st fret to get the key of Ab.  
Place the capo on the 2<sup>nd</sup> fret to get the key of A.  
Place the capo on the 3rd fret to get the key of Bb.  
Place the capo on the 4th fret to get the key of B.  
Place the capo on the 5th fret to get the key of C.

## **When playing in the key of C:**

Place the capo on the 1st fret to get the key of Db.  
Place the capo on the 2<sup>nd</sup> fret to get the key of D.  
Place the capo on the 3rd fret to get the key of Eb.  
Place the capo on the 4th fret to get the key of E.  
Place the capo on the 5th fret to get the key of F.

## **When playing in the key of E:**

Place the capo on the 1st fret to get the key of F.  
Place the capo on the 2<sup>nd</sup> fret to get the key of F#.  
Place the capo on the 3rd fret to get the key of G.  
Place the capo on the 4th fret to get the key of Ab.  
Place the capo on the 5th fret to get the key of A.

## **When playing in the key of D:**

Place the capo on the 1st fret to get the key of Eb.  
Place the capo on the 2<sup>nd</sup> fret to get the key of E.  
Place the capo on the 3rd fret to get the key of F.  
Place the capo on the 4th fret to get the key of F#.  
Place the capo on the 5th fret to get the key of G.

To understand how a capo works we need to be acquainted with the chromatic scale. The notes of the chromatic scale are:

C C# D D# E F F# G G# A A# B C <sup>1</sup>

When playing in any given key we need to remember when sliding up one fret with the capo we have moved up one note of the chromatic scale. For example, if you play a C chord with the capo on the first fret you are in the key of C#. If you slide it up to the second fret you are in the key of D. The third fret is D# and so on.

---

<sup>1</sup> Two notes with the same name are called enharmonic tones. C# is the same as Db. D# is the same as Eb. F# is the same as Gb. G# is the same as Ab. A# is the same as Bb. The choice of name depends on the key you are in. For more on this subject visit [brianstine.cbss.com](http://brianstine.cbss.com).





## Chapter 1

# Beginner Songs Using Standard Notation And Chord Diagrams

"Music is an outburst of the soul." - Frederick Delius

Beginner

# Amazing Grace

John Newton (1725-1807)

Andante ♩ = 80

A maz ing grace how sweet the sound that

5 saved a wretch like me I

9 once was lost but now am found was

13 blind but now I see.

T'was Grace that taught my heart to fear, and Grace, my fears relieved.  
How precious did that Grace appear, the hour I first believed.

Through many dangers, toils and snares I have already come;  
'Tis Grace that brought me safe thus far and Grace will lead me home.

The Lord has promised good to me. His word my hope secures.  
He will my shield and portion be, as long as life endures.

Yea, when this flesh and heart shall fail, and mortal life shall cease,  
I shall possess within the veil, a life of joy and peace.

When we've been here ten thousand years, bright shining as the sun.  
We've no less days to sing God's praise, than when we've first begun.


Beginner

# Auld Lang Syne

Traditional

(New Year's Eve Song)

Adagio  $\text{♩} = 75$



Should auld ac-quain-tance be for-got and nev - er brought to mind? Should

5 auld ac-quain-tance be for-got and auld lang syne? For

9 all lang syne, my dear, for auld lang syne! We'll

13 take a cup of kind - ness yet, for auld lang syne!

Beginner

# Aura Lee

(Love Me Tender)

Music: W. W. Fosdick  
Words: George R. Poulton

Andante ♩ = 90

The musical score for 'Aura Lee' is presented in a single system with four staves. Each staff begins with a guitar chord diagram: C, D, G7, and C. The melody is written in treble clef with a key signature of one flat (Bb). The tempo is marked 'Andante' with a quarter note equal to 90 beats per minute. The lyrics are written below the notes.

As the black bird in the spring, 'neath the wil - low tree,  
sat and piped I heard him sing, sing of Au - ra Lee  
Au - ra Lee, Au - ra Lee, maid with gold - en hair  
sun shine came a - long with thee, and swal - lows in the air.

In thy blush the rose was born, music when you spake.  
Through thine azure eye, the morn, sparkling seemed to break.  
Aura Lee, Aura Lee, birds of crimson wing  
Never song have sung to me as in that night, sweet spring.

Aura Lee, the bird may flee the willow's golden hair  
Swing through winter fitfully, on the stormy air.  
Yet if thy blue eyes I see, gloom will soon depart.  
For to me, sweet Aura Lee is sunshine through the heart.

When the mistletoe was green, midst the winter's snows  
Sunshine in thy face was seen kissing lips of rose.  
Aura Lee, Aura Lee, take my golden ring.  
Love and light return with thee, and swallows with the spring.

Beginner

# Brian Boru's March

Traditional

Andante ♩ . = 80

Am G

5 Am Am G Am

9 Am C G

13 Am Am G

17 Am

21 G F

25 Am G Am Am

## Ghost Riders In The Sky

Presto ♩ = 180

Am C G

An old cow boy went rid - in' out one dark and wind - y day. \_\_\_\_\_

6 Am C Am

U - pon the ridge he rest - ed as he went a - long the way. \_\_\_\_\_ when

12 F

all at once a might-y herd of red eyed cows he saw \_\_\_\_\_ plow-in through the ragged skies

18 Dm Am C

1. 3

and up a cloud-y draw. Yip-ie i oh \_\_\_\_\_

26 Am

3

Yip - ie i yaaay \_\_\_\_\_

32 F Dm Am

ghost rid - ers in the sky. \_\_\_\_\_

Beginner

# Greensleeves

Traditional

(What Child Is This?)

Andante ♩ = 100

Am C G Em

A - las, my love\_\_\_\_ you do me wrong to\_\_\_\_

5 Am F G Em

cast me off dis - court - eous - - ly For

9 Am C G

I have loved\_\_\_\_ you well and long\_\_\_\_ de -

13 Am E7 Am

light - ing\_\_\_\_ in\_\_\_\_ your comp - a - ny.

17 C C G

Green Sleeves\_\_\_\_ was my

20 Em Am F Em

joy\_\_\_\_ Green\_\_\_\_ Sleeves\_\_\_\_ was my de -

24 Em C C G

light. Green Sleeves was my heart of


28 Em Am E7 Am

gold\_\_\_\_ and who but my lady\_\_\_\_ Green Sleeves.


## House Of The Rising Sun

Larghetto  $\text{♩} = 65$

Am C D F Am




6 E Am E Am C




There is a house in

11 D F Am C E



New Or - leans they call the ris - ing sun

16 E Am C D F



and it's been the ruin of ma- ny poor boy oh



21

Am E Am C D

God I know I'm one.

26

F Am E Am E

My

31

Am C D F Am

moth - er was a tay - lor She sewed my

36

C E E Am C

new blue jeans. My fath - er was a

41

D F Am E Am

gamb - ling man down in New Or leans.

46

C D F Am

50

E Am E Am

There is a house in New Orleans, they call the Rising Sun.  
And it's been the ruin of many a poor boy and God I know I'm one.

My mother was a tailor. She sewed my new bluejeans.  
My father was a gamblin' man, down in New Orleans.

Now the only thing a gambler needs is a suitcase and trunk.  
And the only time he's satisfied Is when he's on a drunk.

Mother tell your children not to do what I have done.  
Spend your lives in sin and misery In the House of the Rising Sun.

Well, I got one foot on the platform The other foot on the train  
I'm goin' back to New Orleans To wear that ball and chain.

Well, there is a house in New Orleans, they call the Rising Sun.  
And it's been the ruin of many a poor boy and God I know I'm one.

Beginner

# I Walk The Line

Johnny Cash

Presto ♩ = 180

I keep a close watch on this heart of mine. I keep my

6 eyes wide o - pen all the time. I keep the ends out

11 for the tie that binds. be - cause your mine. I walk the

16 1. line.

I find it very, very easy to be true. I find myself alone when each day is through.  
Yes, I'll admit that I'm a fool for you. Because you're mine, I walk the line.

As sure as night is dark and day is light. I keep you on my mind both day and night.  
And happiness I've known proves that it's right. Because you're mine, I walk the line.

You've got a way to keep me on your side. You give me cause for love that I can't hide.  
For you I know I'd even try to turn the tide. Because you're mine, I walk the line.

I keep a close watch on this heart of mine. I keep my eyes wide open all the time.  
I keep the ends out for the tie that binds. Because you're mine, I walk the line.

## The Munsters Theme

Allegro ♩ = 140

Am Dm

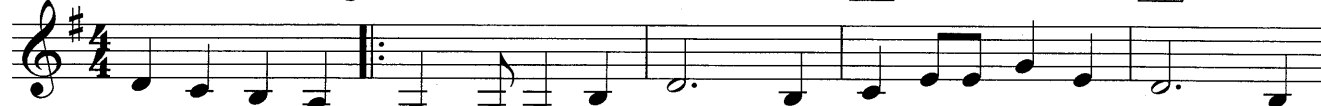
5 Am E7 Am Dm E7 Am

11 G C D7 E7 Am

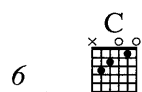
16 Dm E7 Am

## Red Wing

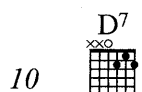
Allegro ♩ = 150



There once was an indian maid, a shy lit-tle prair-ie maid, who  
 She loved a wor-rior bold, this shy lit-tle maid of old, but



sang a\_\_ lay a song so gay, as on the plain she - 'd while away the day  
 brave and\_ gay he rode one\_ day to



bat - tle far a - way and now the moon shines to - night on pret - ty



Red Wing\_\_\_\_\_ the breeze is sigh - ing\_\_\_\_\_ the night bird's



cry - ing\_\_\_\_\_ far 'afar neath his star\_\_\_\_\_ her brave is

22

G D7

sleep - ing \_\_\_\_\_ while Red Wing's weep - ing \_\_\_\_\_ her heart a -

26

G D.S.

way.

verse 1 There once was an Indian maid,  
A shy little prairie maid,  
Who sang a lay, a love song gay,  
As on the plain she'd while away the day.

2 She loved a warrior bold,  
This shy little maid of old,  
But brave and gay, he rode one day  
To battle far away.

chorus Now, the moon shines tonight on pretty Red Wing,  
The breeze is sighing, the night bird's crying,  
For afar 'neath his star her brave is sleeping,  
While Red Wing's weeping her heart away.

3 She watched for him day and night,  
She kept all the campfires bright,  
And under the sky, each night she would lie,  
And dream about his coming by and by.

4 But when all the braves returned,  
The heart of Red Wing yearned,  
For far, far away, her warrior gay,  
Fell bravely in the fray.

Beginner

# Scarborough Fair

Traditional

Andante ♩ = 105

Are you going to Scar-bor-ough fair pars-ley, sage, rose-

7 mar-y and thyme. Re-mem-ber me to one who lives

13 there, for she once was a true loe of mine.

- verse 1 Are you goin to scarborough fair? parsley, sage, rosemary and thyme.  
Remember me to one who lives there, she once was a true love of mine.
- 2 Tell her to make me a cambric shirt, parsley, sage, rosemary and thyme.  
Without no seams nor needlework, then she'll be a true love of mine.
- 3 Tell her to find me an acre of land, parsley, sage, rosemary and thyme.  
Between the salt water and the sea strand, then she'll be a true love of mine.
- 4 Tell her to reap it in a sickle of leather, parsley, sage, rosemary and thyme.  
And to gather it all in a bunch of heather, then she'll be a true love of mine.
- 5 Are you goin to scarborough fair? Parsley, sage, rosemary and thyme.  
Remember me to one who lives there, she once was a true love of mine.

## Wildwood Flower

Allegro ♩ = 150

Oh I'll twine with my min - gles and wav - ing black hair. with the

6 ros - es so red and the lil - ies so fair and the mir - tles so bright with

13 the emer - ald dew the pale and the leader and

17 eyes look like blue.

Oh I'll twine with my mingles and waving black hair.  
 With the roses so red and the lilies so fair.  
 And the mirtles so bright with the emerald dew.  
 The pale and the leader and eyes look like blue.

I will dance I will sing and my laugh shall be gay.  
 I will charm every heart in each crown I will sway.  
 When I woke from my dreaming my idols were clay.  
 All portions of love had all blown away.

Oh he taught me to love him and promised to love.  
 And to cherish me over all others above.  
 How my heart is now wondering no misery can tell.  
 He's left me no warning no words of farewell.

Oh he taught me to love him and call me his flower.  
 That was blooming to cheer him through life's dreary hour.  
 Oh I long to see him and regret the dark hour.  
 He's gone and neglected his pale wildwood flower.



## Chapter 2

# Beginner Songs Using Tablature And Chord Diagrams

"Music is the art of thinking with sounds." - Jules  
Combarieu

Beginner

# Amazing Grace

Traditional

Andante ♩ = 80

Chord diagrams for C, C<sup>7</sup>, F, and C are shown above the first system. Chord diagrams for C, C<sup>7</sup>, G, and G<sup>7</sup> are shown above the second system. Chord diagrams for C, C<sup>7</sup>, F, and C are shown above the third system. Chord diagrams for Am, G<sup>6</sup>, C, and C are shown above the fourth system.

The first system shows measures 1-4. The second system shows measures 5-8. The third system shows measures 9-12. The fourth system shows measures 13-16, including a repeat sign and a first ending.

Measure 1: T 1, A 3, B 4. Measure 2: T 0, A 0, B 0. Measure 3: T 1, A 1, B 1. Measure 4: T 0, A 3, B 1. Measure 5: T 1, A 3, B 1. Measure 6: T 0, A 0, B 0. Measure 7: T 3, A 3, B 3. Measure 8: T 1, A 1, B 1. Measure 9: T 3, A 3, B 3. Measure 10: T 0, A 0, B 0. Measure 11: T 1, A 1, B 1. Measure 12: T 0, A 3, B 1. Measure 13: T 1, A 3, B 1. Measure 14: T 0, A 0, B 0. Measure 15: T 1, A 1, B 1. Measure 16: T 1, A 1, B 1.

Beginner

# Auld Lang Syne

Traditional

(New Year's Eve Song)

Adagio ♩ = 75

Chord diagrams: C, G, C, F, Adim<sup>7</sup> (4fr), C, G, F, C, Adim<sup>7</sup> (4fr), C, G, F, C, Adim<sup>7</sup> (4fr).

5

9

13

TAB notation with fret numbers (0, 1, 3, 5) and fingerings (1, 2, 3, 4, 5).

Beginner

# Aura Lee

(Love Me Tender)

Traditional

Andante ♩ = 90

Chord diagrams for the first system:

- C:
- D:
- G<sup>7</sup>:
- C:

Staff notation for the first system (measures 1-4):

Measure	T	A	B
1	0	1	0
2	1	3	2
3	3	0	2
4	1	0	1

Chord diagrams for the second system:

- C:
- E<sup>7</sup>:
- Am:
- E<sup>7</sup>:

Staff notation for the second system (measures 5-8):

Measure	T	A	B
5	0	0	0
6	0	0	0
7	0	3	1
8	0	3	0

Chord diagrams for the third system:

- C:
- A<sup>7</sup>:
- D:
- G<sup>7</sup>:
- C:

Staff notation for the third system (measures 9-12):



Measure	T	A	B
9	0	0	1
10	1	0	3
11	3	2	3
12	1	0	3

Beginner





# Brian Boru's March

Traditional




Andante  $\text{♩} = 80$

Am  G 




0 3 | 1 2 2 2 0 3 | 1 2 2 2 3 1 | 0 0 0 3 1 | 0 0 0 0 3

5 Am  Am  G  Am 



1 2 2 2 0 3 | 1 2 2 2 2 | 2 1 3 0 3 | 1 2 2 2 0 3

9 Am  C  G 



2 1 2 2 2 2 | 2 1 3 0 3 | 0 3 0 3 0 | 0 0 1 3 0 0

13 Am  Am  G 





3 0 3 3 0 0 | 2 1 3 0 3 | 0 3 0 3 | 1 0 2 0 3

17 Am  Am 

1 2 2 2 2 | 1 2 2 2 0 | 1 0 5 2 | 1 0 5 2

21 G  F 

0 2 0 0 | 0 2 0 0 | 1 0 5 2

24 Am  G  Am  Am 

1 0 5 2 | 2 1 3 0 3 | 1 2 2 2 0 | 1 2 2 2

## Ghost Riders In The Sky

Presto ♩ = 180

Am C G

6 Am C Am

12 F

18 Dm Am Am

25 C Am

32 F Dm Am

The musical score is written for guitar in standard notation. It consists of three staves: Treble (T), Alto (A), and Bass (B). The piece is in 4/4 time, marked 'Presto' with a tempo of 180 beats per minute. The key signature is one flat (B-flat). The score is divided into measures, with measure numbers 6, 12, 18, 25, and 32 indicated. Chord diagrams for Am, C, G, Dm, and F are provided above the staff. The piece ends with a double bar line at measure 36.

Beginner

# Greensleeves

(What Child Is This?)

Traditional

Andante ♩ = 90

Am C G Em Am F Em

8

T	3	2	1	3	0	2	0	3	0	0	2	0	1	2	2	0	2	0	0
A	3	2	1	3	0	2	0	3	0	0	2	0	1	2	2	0	2	0	0
B																			

Em Am C G Em Am E Am

8

T																			
A	2	2	1	3	0	2	0	3	0	0	2	0	1	0	2	1	1	2	2
B																4			

C C G Em Am F Em Em

17

T	3	3	2	0	3	0	0	2	0	1	2	2	0	2	0	0			
A																			
B																	2		

C C G Em Am E Am

25

T	3	3	2	0	3	0	0	2	0	1	0	2	1	1	2				
A																			
B													4						

Beginner

# House Of The Rising Sun

Traditional

Larghetto  $\bullet = 65$



First system of guitar tablature (measures 1-5). The top staff shows fret numbers and fingerings for the treble and bass clefs. The bottom staff shows the corresponding guitar strings (T, A, B) and fret numbers (6, 8).



Second system of guitar tablature (measures 6-10). The top staff shows fret numbers and fingerings. The bottom staff shows the corresponding guitar strings (T, A, B) and fret numbers (6, 8). A bar line is present after measure 7.



Third system of guitar tablature (measures 11-15). The top staff shows fret numbers and fingerings. The bottom staff shows the corresponding guitar strings (T, A, B) and fret numbers (6, 8). A bar line is present after measure 12.



16

E Am C D F

TAB: 0 2 1 0 1 2 | 0 2 1 0 1 2 | 3 2 0 1 0 0 | 0 2 3 2 3 2 | 3 2 1 1 1 2

ST: 2 2 | 2 2 | 2 2 | 2 2 | 2 2

21

Am E Am C D

TAB: 0 2 2 1 1 2 | 0 2 2 1 0 1 | 0 2 2 1 1 2 | 3 2 0 1 1 0 | 0 2 3 2 3 2

ST: 2 2 | 2 2 | 2 2 | 2 2 | 2 2

26

F Am E Am E

TAB: 3 2 1 1 1 2 | 0 2 2 1 1 2 | 0 2 2 1 0 1 | 0 2 2 1 1 2 | 0 2 2 1 0 1

ST: 2 2 | 2 2 | 2 2 | 2 2 | 2 2



31

First system of guitar tablature (measures 31-35). The top staff shows fret numbers (0, 1, 2, 3) and fingerings (1, 2, 3) for the Treble (T), Middle (A), and Bass (B) strings. The bottom staff shows fret numbers (0, 2) and fingerings (2) for the Treble (T), Middle (A), and Bass (B) strings.



36

Second system of guitar tablature (measures 36-40). The top staff shows fret numbers (0, 1, 2, 3) and fingerings (1, 2, 3) for the Treble (T), Middle (A), and Bass (B) strings. The bottom staff shows fret numbers (0, 2) and fingerings (2) for the Treble (T), Middle (A), and Bass (B) strings.



41

Third system of guitar tablature (measures 41-45). The top staff shows fret numbers (0, 1, 2, 3) and fingerings (1, 2, 3) for the Treble (T), Middle (A), and Bass (B) strings. The bottom staff shows fret numbers (0, 3, 4) and fingerings (2, 4) for the Treble (T), Middle (A), and Bass (B) strings.



46

Tablature for measures 46-49. The first system shows fretting and fingering for measures 46-49. The second system shows the corresponding bass line with a whole note in each measure.

Measure	Measure 46	Measure 47	Measure 48	Measure 49
T (Treble)	1 0 1 1 0	2 3 2 2 3	1 1 1 1 2	2 1 0 1 2
A (Alto)	2 0 1 1 0	0 2 3 2 2	3 2 1 1 2	0 2 1 1 2
B (Bass)	3 2 0 1 0	0 2 3 2 2	3 2 1 1 2	0 2 1 1 2
Bass Line	0	0	0	0



50

Tablature for measures 50-53. The first system shows fretting and fingering for measures 50-53. The second system shows the corresponding bass line with a whole note in each measure.

Measure	Measure 50	Measure 51	Measure 52	Measure 53
T (Treble)	0 0 1 0 1	1 0 1 1 2	0 0 1 1 2	0 1 2 2 0
A (Alto)	2 2 1 0 1	0 2 2 1 2	2 2 1 0 1	1 2 2 2 0
B (Bass)	0 2 2 1 0	0 2 2 1 2	0 2 2 1 2	0 2 2 2 0
Bass Line	-	-	-	-

Beginner

# I Walk The Line

Johnny Cash

Presto ♩ = 180



First system of guitar tablature (measures 1-6). The treble clef is marked with a 4/4 time signature. The bass line consists of eighth notes: 3, 2, 3, 0, 0, 0, 3, 2, 0, 3, 3, 3, 2, 3, 0, 0. The treble line is mostly empty, with a 4/4 time signature indicated at the start.



Second system of guitar tablature (measures 7-12). The bass line continues with eighth notes: 0, 3, 2, 0, 3, 3, 0, 2, 3, 3, 3, 2, 0, 3, 2. The treble line has some notes: 0, 3, 2, 0, 3, 3, 0, 2, 3, 3, 3, 2, 0, 3, 2. Measure 12 ends with a double bar line.



Third system of guitar tablature (measures 13-16). The bass line continues with eighth notes: 2, 3, 2, 0, 3, 3, 0, 3, 2, 3, 3, 3, 3. The treble line has some notes: 2, 0, 3, 3, 3, 3. Measure 16 ends with a double bar line. A final measure shows a sequence of notes: 0, 1, 0, 2, 3.

# The Munster's Theme

Presto ♩ = 140

Am

Dm

Am

E7

Am

Dm

E7

Am

5

G

C

D7

E7

Am

11

Dm

E7

Am

Am

16

0

1

2

2

0

## Red Wing

Allegro ♩ = 150

Chord diagrams: G, C, G, C, G, A, D7, D7, G, C, G, D7, G, D7, G, D.S., G

Staff notation (TAB):

Staff 1 (Measures 1-6):

T: | | | | | |

A: 4/4

B: 0 3 2 0 | 3 3 3 2 | 0 2 3 2 2 0 2 | 0 2 3 3 2 0 3

Staff 2 (Measures 7-11):

T: | | | | | |

A: | | | | | |

B: 2 2 0 3 2 | 0 0 2 3 | 0 2 0 3 2 0 2 | 0 0 2 4 | 0 0 4 3

Staff 3 (Measures 12-17):

T: | | | | | |

A: | | | | | |

B: 2 2 2 2 0 4 2 | 0 2 2 0 2 0 | 0 0 0 0 2 0

Staff 4 (Measures 18-23):

T: | | | | | |

A: | | | | | |

B: 0 2 2 0 4 3 | 2 2 2 0 4 2 | 0 2 2 0 2 0

Staff 5 (Measures 24-28):

T: | | | | | |

A: | | | | | |

B: 0 0 0 3 2 0 | 3 0 1 2 0 2 0 | 0 0 0 0 0 2

Staff 6 (Measures 29-30):

T: | |

A: | |

B: 3 0 0 0 0 2 3

# Scarborough Fair

Andante ♩ = 105

**Chord Diagrams:**

- Dm:**
- C:**
- G:**
- F:**

**Staff 1 (Measures 1-6):**

Measure	T	A	B
1		3	4
2		0	0
3		2	2
4		2	3 2
5		0	0
6		2	1

**Staff 2 (Measures 7-12):**

Measure	T	A	B
7		2	0
8		0	2
9		2	2
10		3	3
11		3	3
12		1	2

**Staff 3 (Measures 13-18):**

Measure	T	A	B
13		2	2
14		3	0
15		2	0
16		3	2
17		0	3
18		0	0





## Chapter 3

# Intermediate Songs Using Standard Notation And Chord Diagrams

"Music expresses that which cannot be said and on which it is impossible to be silent." - Victor Hugo

## Amazing Grace

Andante ♩ = 80

5

9

13

1. 2.

# Auld Lang Syne

(New Year's Eve Song)

Adagio ♩ = 75

1 5 9 13

C G C F Adim<sup>7</sup> 5fr

C G F C Adim<sup>7</sup> 5fr

C G C F Adim<sup>7</sup> 5fr

C G F C C

Intermediate

# Aura Lee

Traditional

(Love me tender)

Andante ♩ = 90

The musical score for 'Aura Lee' is presented in three systems, each with a treble clef and a key signature of one sharp (F#). The tempo is marked 'Andante' with a quarter note equal to 90 beats per minute. The score includes guitar chord diagrams for each measure.

**System 1 (Measures 1-4):**

- Measure 1: Chord C (x o x x)
- Measure 2: Chord D (x x o x)
- Measure 3: Chord Gsus<sup>4</sup> (x o o x)
- Measure 4: Chord C (x o x x)

**System 2 (Measures 5-8):**

- Measure 5: Chord C (x o x x)
- Measure 6: Chord E<sup>7</sup> (o o o o)
- Measure 7: Chord Am (x o o o)
- Measure 8: Chord E<sup>7</sup> (o o o o)

**System 3 (Measures 9-12):**

- Measure 9: Chord C (x o x x)
- Measure 10: Chord Aaug (x x x x)
- Measure 11: Chord D (x x o x)
- Measure 12: Chord Gsus<sup>4</sup> (x o o x)
- Measure 13: Chord C (x o x x)

## Brian Boru's March

Andante  $\text{♩} = 80$

Am G G Am

5 Am Am Am G<sup>6</sup> Am 1.

9 Am C<sup>6</sup> G 2.

13 G Am Am G<sup>6</sup>

17 Am Am Am Am Am Am 1. 2.

21 G G G G F F

24 F F Am G<sup>6</sup> Am 1. 2.

Intermediate

## Greensleeves

Traditional

Andante ♩ = 100

Am C G Em

5 Am F Em Em

9 Am C G Em

13 Am E7 Am

17 C C G

20 Em Am F Em

24 Em C C G

28 Em Am E7 Am

## I Walk The Line

Johnny Cash

Presto ♩ = 180

6

11

16

1.

Intermediate

# Scarborough Fair

Traditional

Andante ♩ = 105

The musical score for "Scarborough Fair" is presented in three systems, each with guitar chord diagrams above the staff. The key signature has one flat (B-flat), and the time signature is 3/4. The tempo is marked "Andante" with a quarter note equal to 105 beats per minute.

**System 1 (Measures 1-6):**

- Measure 1: Chord Dm (D minor)
- Measure 2: Chord C (C major)
- Measure 3: Chord Dm (D minor)
- Measure 4: Chord F (F major)
- Measure 5: Chord Dm (D minor)
- Measure 6: Chord Dm (D minor)

**System 2 (Measures 7-12):**

- Measure 7: Chord G (G major)
- Measure 8: Chord Dm (D minor)
- Measure 9: Chord Dm (D minor)
- Measure 10: Chord F (F major)
- Measure 11: Chord Dm (D minor)
- Measure 12: Chord Dm (D minor)

**System 3 (Measures 13-18):**

- Measure 13: Chord C (C major)
- Measure 14: Chord Dm (D minor)
- Measure 15: Chord C (C major)
- Measure 16: Chord Dm (D minor)
- Measure 17: Chord Dm (D minor)
- Measure 18: Chord Dm (D minor)

The score concludes with a double bar line and repeat dots at the end of the final measure.



## Wildwood Flower

Allegro ♩ = 150

The musical score for "Wildwood Flower" is written in 4/4 time and marked Allegro with a tempo of 150 beats per minute. The score is divided into four staves, each containing a line of music with guitar chord diagrams above the notes. The chords are C, G7, and F. The piece ends with a first ending bracket.

Staff 1: Measures 1-5. Chords: C (measures 1, 3, 5), G7 (measure 4).

Staff 2: Measures 6-10. Chords: G7 (measure 7), C (measures 8, 10).

Staff 3: Measures 11-15. Chords: F (measure 12), C (measures 13, 15).

Staff 4: Measures 16-20. Chords: G7 (measure 17), C (measures 18, 20). The piece ends with a first ending bracket over measures 19-20.



## Chapter 4

# Intermediate Songs Using Tablature And Chord Diagrams

"Where words fail, music speaks." - Hans Christian Andersen

Intermediate

## Amazing Grace

Traditional

Andante ♩ = 80

Chord diagrams for C, C<sup>7</sup>, F, and C are shown above the first system. The first system (measures 1-4) shows the following fret numbers for Tenor (T), Alto (A), and Bass (B) staves:

Measure	T	A	B
1	3	0	4
2	1	0	2
3	0	1	3
4	1	3	3

Chord diagrams for C, C<sup>7</sup>, G, and G<sup>7</sup> are shown above the second system (measures 5-8). The second system shows the following fret numbers:

Measure	T	A	B
5	1	0	3
6	0	1	0
7	1	0	0
8	3	0	2

Chord diagrams for C, C<sup>7</sup>, F, and C are shown above the third system (measures 9-12). The third system shows the following fret numbers:

Measure	T	A	B
9	3	1	3
10	0	0	2
11	1	2	3
12	0	0	3

Chord diagrams for Am, G<sup>6</sup>, C, and C are shown above the fourth system (measures 13-16). The fourth system shows the following fret numbers:

Measure	T	A	B
13	1	2	0
14	0	2	0
15	0	0	3
16	1	0	3

The fourth system includes first and second endings, indicated by "1." and "2." above the staff lines.

Intermediate

# Auld Lang Syne

(New Year's Eve Song)

Traditional

Adagio  $\text{♩} = 75$ 

Chord diagrams: C, G, C, F, Adim<sup>7</sup> (4fr)

5

9

13

Chord diagrams: C, G, F, C, C

The musical score is written for guitar in 4/4 time, Adagio (75 bpm). It consists of four systems of music, each with a treble (T), alto (A), and bass (B) staff. Chord diagrams for C, G, F, and Adim<sup>7</sup> (4fr) are provided above the staves. The score includes fingerings and fret numbers for each note.

System 1 (Measures 1-4):

- Measure 1: T (1), A (0), B (3) | T (1), A (0), B (3)
- Measure 2: T (1), A (0), B (3) | T (1), A (0), B (3)
- Measure 3: T (1), A (0), B (3) | T (1), A (0), B (3)
- Measure 4: T (1), A (0), B (3) | T (1), A (0), B (3)

System 2 (Measures 5-8):

- Measure 5: T (1), A (0), B (3) | T (1), A (0), B (3)
- Measure 6: T (1), A (0), B (3) | T (1), A (0), B (3)
- Measure 7: T (1), A (0), B (3) | T (1), A (0), B (3)
- Measure 8: T (1), A (0), B (3) | T (1), A (0), B (3)

System 3 (Measures 9-12):

- Measure 9: T (1), A (0), B (3) | T (1), A (0), B (3)
- Measure 10: T (1), A (0), B (3) | T (1), A (0), B (3)
- Measure 11: T (1), A (0), B (3) | T (1), A (0), B (3)
- Measure 12: T (1), A (0), B (3) | T (1), A (0), B (3)

System 4 (Measures 13-16):

- Measure 13: T (1), A (0), B (3) | T (1), A (0), B (3)
- Measure 14: T (1), A (0), B (3) | T (1), A (0), B (3)
- Measure 15: T (1), A (0), B (3) | T (1), A (0), B (3)
- Measure 16: T (1), A (0), B (3) | T (1), A (0), B (3)

Intermediate

# Aura Lee

(Love Me Tender)

Traditional

Andante ♩ = 90

Chord diagrams: C, D, Gsus<sup>4</sup>, C

T	1	0	1	3	2	3	1	0	2	0	1
A	0			2	2		0				0
B	3			0			0		2		2
							3				3

5 Chord diagrams: C, E<sup>7</sup>, Am, E<sup>7</sup>

T	0	0	0	0	0	0	0	3	1	3	0
A	1			1			1		2		1
B	2			2			2		2		0
	3			0			0		0		2
											0

9 Chord diagrams: C, Aaug, D, Gsus<sup>4</sup>, C

T	0	0	1	0	3	2	3	1	0	0	3	1
A	1		2		2	2		0				0
B	2		2		0			0				2
	3							3				3

## Brian Boru's March

Andante ♩ = 80

Am G G Am

6

Am Am G Am Am C6

12

G Am C Am

18

Am Am Am Am Am G G G G

23

Am F F F Am G6 Am

Am G G Am

6

Am Am G Am Am C6

12

G Am C Am

18

Am Am Am Am Am G G G G

23

Am F F F Am G6 Am

Intermediate

## Greensleeves

Traditional

(What Child Is This?)

Andante ♩ = 90

Am C G Em Am F Em

T	3	2	1	3	1	2	0	3	0	0	2	0	1	2	2	0	2	0	0
A	2	2	2	2	0	0	0	0	0	0	2	0	2	2	3	0	2	0	0
B	4	0	0	3	3	2	3	2	3	0	2	0	0	3	3	2	2	2	0

8

Em Am C G Em Am E Am

T	2	1	3	1	2	0	3	0	0	2	0	1	0	2	1	1	2	2
A	2	2	2	0	0	0	0	0	0	2	0	2	2	2	4	1	2	2
B	2	0	0	3	2	3	2	3	0	2	0	0	0	2	2	0	0	0

17

C C G Em Am F Em Em C

T	3	1	2	0	3	0	0	0	1	2	2	0	2	0	0	3	1
A	0	0	0	0	0	2	0	0	2	2	0	2	0	0	2	0	0
B	3	3	2	3	2	2	0	0	0	3	3	2	2	2	2	2	3

26

C G Em Am E Am

T	3	2	0	3	0	0	2	0	1	0	2	1	2	2	2	2
A	0	0	0	0	0	2	0	0	2	2	4	1	2	2	2	2
B	3	3	2	2	2	2	0	0	0	0	0	0	0	0	0	0



Intermediate

# I Walk The Line

Johnny Cash

Presto ♩ = 180

Chord diagrams: G<sup>7</sup>, C, G<sup>7</sup>, C, F, C, G<sup>7</sup>, C, C

7

13

TAB notation for guitar (T, A, B strings) with fret numbers and bar lines.

First system (measures 1-6):

- Measure 1: T (1), A (4), B (3-2-3)
- Measure 2: T (1), A (0), B (3)
- Measure 3: T (1), A (0), B (0-3-2-0)
- Measure 4: T (0), A (1), B (3)
- Measure 5: T (1), A (0), B (3-3-2-3)
- Measure 6: T (1), A (0), B (3)

Second system (measures 7-12):

- Measure 7: T (0), A (0), B (3)
- Measure 8: T (1), A (1), B (3-3-0-2)
- Measure 9: T (1), A (1), B (3)
- Measure 10: T (2), A (0), B (3)
- Measure 11: T (0), A (1), B (2)
- Measure 12: T (0), A (0), B (3)

Third system (measures 13-18):

- Measure 13: T (1), A (0), B (3-3-2-0)
- Measure 14: T (1), A (0), B (3)
- Measure 15: T (1), A (0), B (3)
- Measure 16: T (1), A (0), B (3)
- Measure 17: T (1), A (0), B (3)
- Measure 18: T (1), A (0), B (3)

Beginner

# Scarborough Fair

Traditional

Andante ♩ = 105

Chord diagrams: Dm, Dm, C, Dm, F, Dm

Tablature (Measures 1-6):

Measure	T (Treble)	A (Acoustic)	B (Bass)
1		2	0
2	2	0	0
3	2	2	0
4	2	3	2
5	0	0	0
6	1	2	3

Chord diagrams: Gadd9, Dm, Dm, F, Dm

7

Tablature (Measures 7-12):

Measure	T (Treble)	A (Acoustic)	B (Bass)
7	0	2	0
8	2	0	0
9	2	2	0
10	3	2	0
11	3	2	0
12	1	2	3

Chord diagrams: C, Dm, C, Dm

13

Tablature (Measures 13-18):

Measure	T (Treble)	A (Acoustic)	B (Bass)
13	2	0	3
14	2	0	3
15	2	0	3
16	0	2	3
17	2	0	3
18	0	0	0

## Wildwood Flower

Allegro ♩ = 150



First system of guitar tablature (measures 1-4). The time signature is 4/4. The tablature is written for Treble (T), Alto (A), and Bass (B) staves. Measure 1 contains a 4-measure rest for the Treble staff and a 4-measure rest for the Alto staff. The Bass staff plays a triplet of eighth notes (2, 3, 0). Measure 2: Treble (0, 1, 2, 1), Alto (0, 2, 1), Bass (2, 3, 2). Measure 3: Treble (0, 1, 2, 0), Alto (0, 2, 0), Bass (0, 2, 0). Measure 4: Treble (0, 1, 1), Alto (0, 1, 0), Bass (3, 3).

Second system of guitar tablature (measures 5-8). Measure 5: Treble (0, 1, 2, 1), Alto (0, 2, 1), Bass (3, 3). Measure 6: Treble (0, 1, 2, 1), Alto (0, 2, 1), Bass (2, 3, 2). Measure 7: Treble (0, 1, 2, 0), Alto (0, 2, 0), Bass (0, 2, 0). Measure 8: Treble (0, 1, 1), Alto (0, 1, 0), Bass (3, 3).

Third system of guitar tablature (measures 9-13). Measure 9: Treble (0, 1, 2, 1), Alto (0, 2, 1), Bass (3, 3). Measure 10: Treble (0, 1, 2, 1), Alto (0, 2, 1), Bass (2, 3, 2). Measure 11: Treble (0, 1, 2, 0), Alto (0, 2, 0), Bass (0, 2, 0). Measure 12: Treble (0, 1, 2, 0), Alto (0, 2, 0), Bass (0, 2, 0). Measure 13: Treble (1, 1, 1, 2), Alto (2, 1, 1, 2), Bass (2, 1, 1, 2).

Fourth system of guitar tablature (measures 14-17). Measure 14: Treble (0, 1, 2, 1), Alto (0, 2, 1), Bass (3, 3). Measure 15: Treble (0, 1, 2, 1), Alto (0, 2, 1), Bass (2, 3, 2). Measure 16: Treble (0, 1, 2, 0), Alto (0, 2, 0), Bass (0, 2, 0). Measure 17: Treble (0, 1, 2, 0), Alto (0, 2, 0), Bass (0, 2, 0).

Fifth system of guitar tablature (measures 18-21). Measure 18: Treble (0, 1, 2, 1), Alto (0, 2, 1), Bass (3, 3). Measure 19: Treble (0, 1, 2, 1), Alto (0, 2, 1), Bass (2, 3, 2). Measure 20: Treble (0, 1, 2, 0), Alto (0, 2, 0), Bass (0, 2, 0). Measure 21: Treble (0, 1, 2, 0), Alto (0, 2, 0), Bass (0, 2, 0).



## Chapter 5

# Easy Chord And Lyric Charts For The Strummer

"Music produces a kind of pleasure which human nature  
can not do without." - Confucius

# Amazing Grace

John Newton (1725-1807)

Stanza 6 anon.

Key of C

C C7 F C  
Amazing Grace, how sweet the sound  
C C7 G7 G7  
That saved a wretch like me.  
C C7 F C  
I once was lost but now am found,  
Am G7 C C  
Was blind, but now I see.

C C7 F C  
The Lord has promised good to me.  
C C7 G7 G7  
His word my hope secures.  
C C7 F C  
He will my shield and portion be,  
Am G7 C C  
As long as life endures.

C C7 F C  
T'was Grace that taught my heart to fear.  
C C7 G7 G7  
And Grace, my fears relieved.  
C C7 F C  
How precious did that Grace appear  
Am G7 C C  
The hour I first believed.

C C7 F C  
Yea, when this flesh and heart shall fail,  
C C7 G7 G7  
And mortal life shall cease,  
C C7 F C  
I shall possess within the veil,  
Am G7 C C  
A life of joy and peace.

C C7 F C  
Through many dangers, toils and snares  
C C7 G7 G7  
I have already come;  
C C7 F C  
'Tis Grace that brought me safe thus far  
Am G7 C C  
and Grace will lead me home.

C C7 F C  
When we've been here ten thousand years  
C C7 G7 G7  
Bright shining as the sun.  
C C7 F C  
We've no less days to sing God's praise  
Am G7 C C  
Than when we've first begun.

*Capo tip:*

*Capo the 2<sup>nd</sup> fret to get the key of D.*

*Capo the 4<sup>th</sup> fret to get the key of E.*

# Amazing Grace

John Newton (1725-1807)

Stanza 6 anon.

## Key of G

G G7 C G  
Amazing Grace, how sweet the sound  
G G7 D D7

That saved a wretch like me.

G G7 C G  
I once was lost but now am found,  
Em D7 G G  
Was blind, but now I see.

G G7 C G  
T'was Grace that taught my heart to fear.  
G G7 D7 D7

And Grace, my fears relieved.

G G7 C G  
How precious did that Grace appear  
Em D7 G G  
The hour I first believed.

G G7 C G  
Through many dangers, toils and snares  
G G7 D7 D7

I have already come;

G G7 C G  
'Tis Grace that brought me safe thus far  
Em D7 G G  
and Grace will lead me home.

G G7 C G  
The Lord has promised good to me.  
G G7 D7 D7

His word my hope secures.

G G7 C G  
He will my shield and portion be,  
Em D7 G G  
As long as life endures.

G G7 C G  
Yea, when this flesh and heart shall fail,  
G G7 D7 D7

And mortal life shall cease,

G G7 C G  
I shall possess within the veil,  
Em D7 G G  
A life of joy and peace.

G G7 C G  
When we've been here ten thousand years  
G G7 D7 D7

Bright shining as the sun.

G G7 C G  
We've no less days to sing God's praise  
Em D7 G G  
Than when we've first begun.

*Capo tip:*

*Capo the 2<sup>nd</sup> fret to get the key of A.*

*Capo the 4<sup>th</sup> fret to get the key of B.*

# Aura Lee

Music: W. W. Fosdick  
Words: George R. Poulton

Key of C

C D7 G7 C  
As the blackbird in the spring, 'neath the willow tree,  
C D7 G7 C  
Sat and piped, I heard him sing; sing of Aura Lee.  
C E7 Am E7  
Aura Lee, Aura Lee, maid with golden hair,  
C A7 D7 G7 C  
Sunshine came along with thee, and swallows in the air.

C D7 G7 C  
In thy blush the rose was born, music when you spake.  
C D7 G7 C  
Through thine azure eye, the morn, sparkling seemed to break.  
C E7 Am E7  
Aura Lee, Aura Lee, birds of crimson wing  
C A7 D7 G7 C  
Never song have sung to me as in that night, sweet spring.

C D7 G7 C  
Aura Lee, the bird may flee the willow's golden hair  
C D7 G7 C  
Swing through winter fitfully, on the stormy air.  
C E7 Am E7  
Yet if thy blue eyes I see, gloom will soon depart.  
C A7 D7 G7 C  
For to me, sweet Aura Lee is sunshine through the heart.

C D7 G7 C  
When the mistletoe was green, midst the winter's snows  
C D7 G7 C  
Sunshine in thy face was seen kissing lips of rose.  
C E7 Am E7  
Aura Lee, Aura Lee, take my golden ring.  
C A7 D7 G7 C  
Love and light return with thee, and swallows with the spring.

*Capo tip:*  
*Capo the 2<sup>nd</sup> fret to get the key of D.*  
*Capo the 4<sup>th</sup> fret to get the key of E.*



# Aura Lee

Music: W. W. Fosdick  
Words: George R. Poulton

Key of G

G                    A7                    D7                    G  
As the blackbird in the spring, 'neath the willow tree,  
G                    A7                    D7                    G  
Sat and piped, I heard him sing; sing of Aura Lee.  
G            B7            Em                    B7  
Aura Lee, Aura Lee, maid with golden hair,  
G            E7    A7                    D7                    G  
Sunshine came along with thee, and swallows in the air.

G                    A7                    D7                    G  
In thy blush the rose was born, music when you spake.  
G                    A7                    D7                    G  
Through thine azure eye, the morn, sparkling seemed to break.  
G            B7            Em                    B7  
Aura Lee, Aura Lee, birds of crimson wing  
G    E7            A7                    D7                    G  
Never song have sung to me as in that night, sweet spring.

G                    A7                    D7                    G  
Aura Lee, the bird may flee the willow's golden hair  
G                    A7                    D7                    G  
Swing through winter fitfully, on the stormy air.  
G                    B7                    Em                    B7  
Yet if thy blue eyes I see, gloom will soon depart.  
G    E7            A7                    D7                    G  
For to me, sweet Aura Lee is sunshine through the heart.

G                    A7                    D7                    G  
When the mistletoe was green, midst the winter's snows  
G                    A7                    D7                    G  
Sunshine in thy face was seen kissing lips of rose.  
G            B7            Em                    B7  
Aura Lee, Aura Lee, take my golden ring.  
G            E7    A7                    D7                    G  
Love and light return with thee, and swallows with the spring.

*Capo tip:*

*Capo the 2<sup>nd</sup> fret to get the key of A.*

*Capo the 4<sup>th</sup> fret to get the key of B.*

# Ghost Riders In The Sky

Stan Jones

Key of Am

Am C G  
An old cowboy went riding out one dark and windy day,

Am C Am  
Upon a ridge he rested as he went along his way.

Am  
When all at once a mighty herd of red eyed cows he saw,

F Dm Am  
A-plowing through the ragged sky and up the cloudy draw.

Am C G  
Their brands were still on fire and their hooves were made of steel,

Am C Am  
Their horns were black and shiny and their hot breath he could feel.

Am  
A bolt of fear went through him as they thundered through the sky,

F Dm Am  
For he saw the Riders coming hard and he heard their mournful cry.

C  
Yippie yi Ohhhhh.

Am  
Yippie yi yaaaaay.

F Dm Am  
Ghost Riders in the sky.

*Capo tip:*  
*Capo the 2<sup>nd</sup> fret to get the key of Bm.*  
*Capo the 3<sup>rd</sup> fret to get the key of Cm.*

Am C G  
Their faces gaunt, their eyes were blurred, their shirts all soaked with sweat,

Am C Am  
He's riding hard to catch that herd, but he ain't caught 'em yet.

Am  
'Cause they've got to ride forever on that range up in the sky,

F Dm Am  
On horses snorting fire, as they ride on hear their cry.

C  
Yippie yi Ohhhhh.

Am  
Yippie yi yaaaaay.

F Dm Am  
Ghost Riders in the sky.

Am C G  
As the riders loped on by him he heard one call his name,

Am C Am  
If you want to save your soul from Hell a-riding on our range.

Am  
Then cowboy change your ways today or with us you will ride,

F Dm Am  
Trying to catch the Devil's herd, across these endless skies.

C  
Yippie yi Ohhhhh.

Am  
Yippie yi yaaaaay.

F Dm Am  
Ghost Riders in the sky.

F Dm Am  
Ghost Riders in the sky.

# Ghost Riders In The Sky

Stan Jones

Key of Em

Em G D  
An old cowboy went riding out one dark and windy day,

Em G Em  
Upon a ridge he rested as he went along his way.

Em  
When all at once a mighty herd of red eyed cows he saw,

C Am Em  
A-plowing through the ragged sky and up the cloudy draw.

Em G D  
Their brands were still on fire and their hooves were made of steel,

Em G Em  
Their horns were black and shiny and their hot breath he could feel.

Em  
A bolt of fear went through him as they thundered through the sky,

C Am Em  
For he saw the Riders coming hard and he heard their mournful cry.

G  
Yippie yi Ohhhhh.

Em  
Yippie yi yaaaaay.

C Am Em  
Ghost Riders in the sky.

*Capo tip:*

*Capo the 1st fret to get the key of Fm.*

*Capo the 3<sup>rd</sup> fret to get the key of Gm.*

Em G D  
Their faces gaunt, their eyes were blurred, their shirts all soaked with sweat,

Em G Em  
He's riding hard to catch that herd, but he ain't caught 'em yet.

Em  
'Cause they've got to ride forever on that range up in the sky,

C Am Em  
On horses snorting fire, as they ride on hear their cry.

G  
Yippie yi Ohhhhh.

Em  
Yippie yi yaaaaay.

C Am Em  
Ghost Riders in the sky.

Em G D  
As the riders loped on by him he heard one call his name,

Em G Em  
If you want to save your soul from Hell a-riding on our range.

Em  
Then cowboy change your ways today or with us you will ride,

C Am Em  
Trying to catch the Devil's herd, across these endless skies.

G  
Yippie yi Ohhhhh.

Em  
Yippie yi yaaaaay.

C Am Em  
Ghost Riders in the sky.

C Am Em  
Ghost Riders in the sky.

# Greensleeves

Traditional

Key of Am

Am C G Em Am F E7  
Alas, my love, you do me wrong, to cast me off discourteously.

Am C G Em Am E7 Am  
For I have loved you well and long, delighting in your company.

## *CHORUS:*

C G Em Am F E7  
Greensleeves was all my joy, Greensleeves was my delight,

C G Em Am E7 Am  
Greensleeves was my heart of gold, and who but my lady Greensleeves.

Am C G Em Am F E7  
Your vows you've broken, like my heart, oh, why did you so enrapture me?

Am C G Em Am E7 Am  
Now I remain in a world apart, but my heart remains in captivity.

## *Chorus*

Am C G Em Am F E7  
I have been ready at your hand, to grant whatever you would crave,

Am C G Em Am E7 Am  
I have both wagered life and land, your love and good-will for to have.

## *Chorus*

Am C G Em Am F E7  
If you intend thus to disdain, it does the more enrapture me,

Am C G Em Am E7 Am  
And even so, I still remain a lover in captivity.

## *Chorus*

Am C G Em Am F E7  
My men were clothed all in green, and they did ever wait on thee;

Am C G Em Am E7 Am  
All this was gallant to be seen, and yet thou wouldst not love me.

*Chorus*

Am C G Em Am F E7  
Thou couldst desire no earthly thing, but still thou hadst it readily.

Am C G Em Am E7 Am  
Thy music still to play and sing; and yet thou wouldst not love me.

*Chorus*

Am C G Em Am F E7  
Well, I will pray to God on high, that thou my constancy mayst see,

Am C G Em Am E7 Am  
And that yet once before I die, thou wilt vouchsafe to love me.

*Chorus*

Am C G Em Am F E7  
Ah, Greensleeves, now farewell, adieu, to God I pray to prosper thee,

Am C G Em Am E7 Am  
For I am still thy lover true, come once again and love me.

*Capo tip:*

*Capo the 2<sup>nd</sup> fret to get the key of Bm.*

*Capo the 3<sup>rd</sup> fret to get the key of Cm.*

# Greensleeves

Traditional

Key of Em

Em G D Bm Em C B7  
Alas, my love, you do me wrong, to cast me off discourteously.

Em G D Bm Em B7 Em  
For I have loved you well and long, delighting in your company.

## *CHORUS:*

G D Bm Em C B7  
Greensleeves was all my joy, Greensleeves was my delight,

G D Bm Em B7 Em  
Greensleeves was my heart of gold, and who but my lady Greensleeves.

Em G D Bm Em C B7  
Your vows you've broken, like my heart, oh, why did you so enrapture me?

Em G D Bm Em B7 Em  
Now I remain in a world apart, but my heart remains in captivity.

## *Chorus*

Em G D Bm Em C B7  
I have been ready at your hand, to grant whatever you would crave,

Em G D Bm Em B7 Em  
I have both wagered life and land, your love and good-will for to have.

## *Chorus*

Em G D Bm Em C B7  
If you intend thus to disdain, it does the more enrapture me,

Em G D Bm Em B7 Em  
And even so, I still remain A lover in captivity.

## *Chorus*



Em G D Bm Em C B7  
My men were clothed all in green, And they did ever wait on thee;

Em G D Bm Em B7 Em  
All this was gallant to be seen, And yet thou wouldst not love me.

*Chorus*

Em G D Bm Em C B7  
Thou couldst desire no earthly thing, but still thou hadst it readily.

Em G D Bm Emm B7 Em  
Thy music still to play and sing; and yet thou wouldst not love me.

*Chorus*

Em G D Bm Em C B7  
Well, I will pray to God on high, that thou my constancy mayst see,

Em G D Bm Em B7 Em  
And that yet once before I die, thou wilt vouchsafe to love me.

*Chorus*

Em G D Bm Em C B7  
Ah, Greensleeves, now farewell, adieu, to God I pray to prosper thee,

Em G D Bm Em B7 Em  
For I am still thy lover true, come once again and love me.

<p><i>Capo tip:</i> <i>Capo the 1<sup>st</sup> fret to get the key of Fm.</i> <i>Capo the 3<sup>rd</sup> fret to get the key of Gm.</i></p>
---

# House Of The Rising Sun

Traditional

Key of Am

Am C D F Am E Am E

Am C D F Am C E E  
There is a house in New Orleans, they call the Rising Sun.

Am C D F Am E Am C D F Am E Am E  
And it's been the ruin of many a poor boy, and God I know I'm one.

Am C D F Am C E E  
My mother was a tailor; she sewed my new blue jeans.

Am C D F Am E Am C D F Am E Am E  
My father was a gambler man, down in New Orleans.

Am C D F Am C E E  
Now the only thing a gambler needs, is a suitcase and trunk.

Am C D F Am E Am C D F Am E Am E  
And the only time he's satisfied, is when he's on a drunk.

Am C D F Am C E E  
Oh mother tell your children, not to do what I have done.

Am C D F Am E Am C D F Am E Am E  
Spend your lives in sin and misery, in the House of the Rising Sun.

Am C D F Am C E E  
Well, I got one foot on the platform, the other foot on the train.

Am C D F Am E Am C D F Am E Am E  
I'm goin' back to New Orleans, to wear that ball and chain.

Am C D F Am C E E  
Well, there is a house in New Orleans, they call the Rising Sun.

Am C D F Am E Am C D F Am E Am E Am  
And it's been the ruin of many a poor boy, and God I know I'm one.

*Capo tip:*  
*Capo the 2<sup>nd</sup> fret to get the key of Bm.*  
*Capo the 3<sup>rd</sup> fret to get the key of Cm.*

# I Walk The Line

Johnny Cash

Key of C

G7 C G7 C  
I keep a close watch on this heart of mine. I keep my eyes wide open all the time.

F C G7 C  
I keep the ends out for the tie that binds. Because you're mine, I walk the line.

G7 C G7 C  
I find it very, very easy to be true. I find myself alone when each day is through.

F C G7 C  
Yes, I'll admit that I'm a fool for you. Because you're mine, I walk the line.

G7 C G7 C  
As sure as night is dark and day is light. I keep you on my mind both day and night.

F C G7 C  
And happiness I've known proves that it's right. Because you're mine, I walk the line.

G7 C G7 C  
You've got a way to keep me on your side. You give me cause for love that I can't hide.

F C G7 C  
For you I know I'd even try to turn the tide. Because you're mine, I walk the line.

G7 C G7 C  
I keep a close watch on this heart of mine. I keep my eyes wide open all the time.

F C G7 C  
I keep the ends out for the tie that binds. Because you're mine, I walk the line.

*Capo tip:*  
*Capo the 2<sup>nd</sup> fret to get the key of D.*  
*Capo the 4<sup>th</sup> fret to get the key of E.*

# I Walk The Line

Johnny Cash

Key of G

D7 G D7 G  
I keep a close watch on this heart of mine. I keep my eyes wide open all the time.

C G D7 G  
I keep the ends out for the tie that binds. Because you're mine, I walk the line.

D7 G D7 G  
I find it very, very easy to be true. I find myself alone when each day is through

C G D7 G  
Yes, I'll admit that I'm a fool for you. Because you're mine, I walk the line.

D7 G D7 G  
As sure as night is dark and day is light. I keep you on my mind both day and night.

C G D7 G  
And happiness I've known proves that it's right. Because you're mine, I walk the line.

D7 G D7 G  
You've got a way to keep me on your side. You give me cause for love that I can't hide.

C G D7 G  
For you I know I'd even try to turn the tide. Because you're mine, I walk the line.

D7 G D7 G  
I keep a close watch on this heart of mine. I keep my eyes wide open all the time.

C G D7 G  
I keep the ends out for the tie that binds. Because you're mine, I walk the line.

*Capo tip:*  
*Capo the 2<sup>nd</sup> fret to get the key of A.*  
*Capo the 4<sup>th</sup> fret to get the key of B.*

# Love Me Tender

Music: W. W. Fosdick

Words: Vera Matson and Elvis Presley

Key of C

C  
Love me tender,  
D7  
Love me sweet,  
G7 C  
Never let me go.  
C D7  
You have made my life complete,  
G7 C  
And I love you so.

C  
Love me tender,  
E7  
Love me true,  
Am E7  
All my dreams fulfilled.  
C A7 D7  
For my darlin' I love you,  
G7  
And I always will.

C  
Love me tender,  
D7  
Love me long,  
G7 C  
Take me to your heart.  
C D7  
For its there that I belong,  
G7 C  
And well never part.

C  
Love me tender,  
E7  
Love me dear,  
Am E7  
Tell me you are mine.  
C A7 D7  
I'll be yours through all the years,  
G7 C  
Till the end of time.

C D7  
When at last my dreams come true,  
G7 C  
Darling this I know.  
C D7  
Happiness will follow you,  
G7 C  
Everywhere you go.

*Capo tips:*  
*Capo the 2<sup>nd</sup> fret to get the key of D.*  
*Capo the 4<sup>th</sup> fret to get the key of E*

# Love Me Tender

Music: W. W. Fosdick

Words: Vera Matson and Elvis Presley

Key of G

G  
Love me tender,  
A7  
Love me sweet,  
D7 G  
Never let me go.  
G A7  
You have made my life complete,  
D7 G  
And I love you so.

G  
Love me tender,  
B7  
Love me dear,  
Em B7  
Tell me you are mine.  
G E7 A7  
I'll be yours through all the years,  
D7 G  
Till the end of time.

G  
Love me tender,  
B7  
Love me true,  
Em B7  
All my dreams fulfilled.  
G E7 A7  
For my darlin' I love you,  
D7  
And I always will.

G A7  
When at last my dreams come true,  
D7 G  
Darling this I know.  
G A7  
Happiness will follow you,  
D7 G  
Everywhere you go.

G  
Love me tender,  
A7  
Love me long,  
D7 G  
Take me to your heart.  
G A7  
For its there that I belong,  
D7 G  
And well never part.

*Capo tips:*

*Capo the 2<sup>nd</sup> fret to get the key of A.*

*Capo the 4<sup>th</sup> fret to get the key of B.*

# Red Wing

Music: Traditional  
Words: Thurland Chattaway

Key of G

G C G  
There once was an Indian maid, a shy little prairie maid  
C G  
who sang all day a love song gay  
A7 D7  
as through the fields she'd while the hours away.  
G C G  
She loved an Indian brave, this shy little prairie maid  
C G D7 G  
and then one day he rode away to battle far away.  
C G  
Oh the moon shines tonight on pretty Red Wing,  
D7 G  
The breeze is sighing, the night birds crying,  
C G  
For a far far away her brave is dying  
D7 G  
and Red Wings's crying her heart away.  
G  
She watched for him day and night,  
C G  
She kept all the campfires bright,  
C G  
And under the sky, each night she would lie,  
A7 D7  
And dream about his coming by and by  
G C G  
But when all the braves returned the heart of Red Wing yearned,  
C G D7 G  
for far, far away her warrior brave fell bravely in the fray.  
C G  
Now the Moon shines tonight on pretty Redwing,  
D7 G  
the breeze is sighing, the night birds crying,  
C G  
for a far'neath his star her brave is sleeping,  
D7 G  
while Redwing's weeping her heart away.

*Capo tip:*

*Capo the 2<sup>nd</sup> fret to get the key of A.*

*Capo the 3<sup>rd</sup> fret to get the key of Bb.*

*Capo the 4<sup>th</sup> fret to get the key of B.*

# Red Wing

Music: Traditional  
Words: Thurland Chattaway

Key of D

D G D  
There once was an Indian maid, a shy little prairie maid  
G D  
who sang all day a love song gay  
E7 A7  
as through the fields she'd while the hours away.  
D G D  
She loved an Indian brave this shy little prairie maid  
G D A7 D  
and then one day he rode away to battle far away.  
G D  
Oh the moon shines tonight on pretty Red Wing,  
A7 D  
The breeze is sighing, the night birds crying,  
G D  
For a far far away her brave is dying  
A7 D  
and Red Wings's crying her heart away.  
D  
She watched for him day and night,  
G D  
She kept all the campfires bright,  
G D  
And under the sky, each night she would lie,  
E7 A7  
And dream about his coming by and by  
D G D  
But when all the braves returned the heart of Red Wing yearned,  
G D A7 D  
for far, far away her warrior brave fell bravely in the fray.  
G D  
Now the moon shines tonight on pretty Red Wing,  
A7 D  
the breeze is sighing, the night birds crying,  
G D  
for a far 'neath his star her brave is sleeping,  
A7 D  
while Red Wing's weeping her heart away.

*Capo tip:*

*Capo the 2<sup>nd</sup> fret to get the key of E.*

*Capo the 3<sup>rd</sup> fret to get the key of F.*

*Capo the 5<sup>th</sup> fret to get the key of G.*



# Scarborough Fair

Traditional

## Key of Dm

Dm            C            Dm F            Dm            G            Dm  
Are you going to Scarborough fair? Parsley, sage, rosemary and thyme.

Dm            F                            C            Dm            C                            Dm  
Remember me to one who lives there; she once was a true love of mine.

Dm            C            Dm F            Dm            G            Dm  
Tell her to make me a cambric shirt, parsley, sage, rosemary and thyme.

Dm            F                            C Dm            C                            Dm  
Without no seams nor needlework, then she'll be a true love of mine.

Dm                            C            Dm F            Dm            G            Dm  
Tell her to find me an acre of land, parsley, sage, rosemary and thyme.

Dm            F                            C            Dm            C                            Dm  
Between the salt water and the sea strand, then she'll be a true love of mine.

Dm                            C            Dm            F            Dm            G            Dm  
Tell her to reap it in a sickle of leather, parsley, sage, rosemary and thyme.

Dm            F                            C            Dm            C                            Dm  
And to gather it all in a bunch of heather, then she'll be a true love of mine.

Dm            C            Dm F            Dm            G            Dm  
Are you going to Scarborough fair? Parsley, sage, rosemary and thyme.

Dm            F                            C            Dm            C                            Dm  
Remember me to one who lives there; she once was a true love of mine.

*Capo tip:*  
*Capo the 2<sup>nd</sup> fret to get the key of Em.*  
*Capo the 3<sup>rd</sup> fret to get the key of Fm.*

# Scarborough Fair

Traditional

## Key of Am

Am                    G                    Am C                    Am                    D                    Am  
Are you going to Scarborough fair? Parsley, sage, rosemary and thyme.

Am                    C                                    G                    Am                    G                                    Am  
Remember me to one who lives there; she once was a true love of mine.

Am                    G                    Am C                    Am                    D                    Am  
Tell her to make me a cambric shirt, parsley, sage, rosemary and thyme.

Am                    C                                    G Am                    G                                    Am  
Without no seams nor needlework, then she'll be a true love of mine.

Am                                    G                    Am C                    Am                    D                    Am  
Tell her to find me an acre of land, parsley, sage, rosemary and thyme.

Am                    C                                    G                    Am                    G                                    Am  
Between the salt water and the sea strand, then she'll be a true love of mine.

Am                                    G                    Am                    C                    Am                    D                    Am  
Tell her to reap it in a sickle of leather, parsley, sage, rosemary and thyme.

Am                    C                                    G                    Am                    G                                    Am  
And to gather it all in a bunch of heather, then she'll be a true love of mine.

Am                    G                    Am C                    Am                    D                    Am  
Are you going to Scarborough fair? Parsley, sage, rosemary and thyme.

Am                    C                                    G                    Am                    G                                    Am  
Remember me to one who lives there; she once was a true love of mine.

*Capo tip:*  
*Capo the 2<sup>nd</sup> fret to get the key of Bm.*  
*Capo the 3<sup>rd</sup> fret to get the key of Cm.*

# What Child Is This?

Music: Traditional  
Lyrics: William Chatterton Dix

Key of Am

Am C G Em Am F E7  
What child is this who laid to rest on Mary's lap is sleeping?

Am C G Em Am E7 Am  
Whom angels greet with anthems sweet while shepherds watch are keeping?

C G Em Am F E7  
This, this is Christ the King whom shepherds guard and angels sing.

C G Em Am E7 Am.  
Haste, haste to bring Him laud, the Babe, the Son of Mary.

Am C G Em Am F E7  
Why lies He in such mean estate, where ox and ass are feeding?

Am C G Em Am E7 Am  
Good Christians, fear, for sinners here, the Silent Word is pleading.

C G Em Am F E7  
Nails, spear shall pierce Him through, the Cross be borne for me, for you.

C G Em Am E7 Am  
Hail, hail the Word made flesh, the Babe, the Son of Mary.

Am C G Em Am F E7  
So bring Him incense, gold and myrrh; come, peasant king, to own Him.

Am C G Em Am E7 Am  
The King of Kings salvation brings; let loving hearts enthrone Him.

C G Em Am F E7  
Raise, raise a song on high, the virgin sings her lullaby.

C G Em Am E7 Am  
Joy, joy for Christ is born, the Babe, the Son of Mary.

*Capo tip:*  
*Capo the 2<sup>nd</sup> fret to get the key of Bm.*  
*Capo the 3<sup>rd</sup> fret to get the key of Cm.*

# What Child is This?

Music: Traditional

Lyrics: William Chatterton Dix

Key of Em

Em G D Bm Em C B7  
What child is this who laid to rest on Mary's lap is sleeping?

Em G D Bm Em B7 Em  
Whom angels greet with anthems sweet while shepherds watch are keeping?

G D Bm Em C B7  
This, this is Christ the King whom shepherds guard and angels sing.

G D Bm Em B7 Em.  
Haste, haste to bring Him laud, the Babe, the Son of Mary.

Em G D Bm Em C B7  
Why lies He in such mean estate, where ox and ass are feeding?

Em G D Bm Em B7 Em  
Good Christians, fear, for sinners here, the Silent Word is pleading.

G D Bm Em C B7  
Nails, spear shall pierce Him through, the Cross be borne for me, for you.

G D Bm Em B7 Em  
Hail, hail the Word made flesh, the Babe, the Son of Mary.

Em G D Am Em C B7  
So bring Him incense, gold and myrrh; come, peasant king, to own Him.

Em G D Bm Em B7 Em  
The King of Kings salvation brings; let loving hearts enthrone Him.

G D Bm Em C Bm  
Raise, raise a song on high, the virgin sings her lullaby.

G D Bm Em B7 Em  
Joy, joy for Christ is born, the Babe, the Son of Mary.

*Capo tip:*  
*Capo the 1<sup>st</sup> fret to get the key of Fm.*  
*Capo the 3<sup>rd</sup> fret to get the key of Gm.*

# Wildwood Flower

Ma Belle Carter

Key of C

C G7 C  
Oh I'll twine with my mingles and waving black hair.  
C G7 C  
With the roses so red and the lilies so fair.  
C F C  
And the myrtles so bright with the emerald dew.  
C G7 C  
The pale and the leader and eyes look like blue.

C G7 C  
I will dance I will sing and my laugh shall be gay.  
C G7 C  
I will charm every heart in each crown I will sway.  
C F C  
When I woke from my dreaming my idols were clay.  
C G7 C  
All portions of love had all blown away.

C G7 C  
Oh he taught me to love him and promised to love.  
C G7 C  
And to cherish me over all others above.  
C F C  
How my heart is now wondering no misery can tell.  
C G7 C  
He's left me no warning no words of farewell.

C G7 C  
Oh he taught me to love him and call me his flower.  
C G7 C  
That was blooming to cheer him through life's dreary hour.  
C F C  
Oh I long to see him and regret the dark hour.  
C G7 C  
He's gone and neglected his pale wildwood flower.

*Capo tip:*

*Capo the 2<sup>nd</sup> fret to get the key of D.*

*Capo the 4<sup>th</sup> fret to get the key of E.*

# Wildwood Flower

Ma Belle Carter

Key of G

G D7 G  
Oh I'll twine with my mingles and waving black hair.  
G D7 G  
With the roses so red and the lilies so fair.  
G C G  
And the mirtles so bright with the emerald dew.  
G D7 G  
The pale and the leader and eyes look like blue.

G D7 G  
I will dance I will sing and my laugh shall be gay.  
G D7 G  
I will charm every heart in each crown I will sway.  
G C G  
When I woke from my dreaming my idols were clay.  
G D7 G  
All portions of love had all blown away.

G D7 G  
Oh he taught me to love him and promised to love.  
G D7 G  
And to cherish me over all others above.  
G C G  
How my heart is now wondering no misery can tell.  
G D7 G  
He's left me no warning no words of farewell.

G D7 G  
Oh he taught me to love him and call me his flower.  
G D7 G  
That was blooming to cheer him through life's dreary hour.  
G C G  
Oh I long to see him and regret the dark hour.  
G D7 G  
He's gone and neglected his pale wildwood flower.

*Capo tip:*  
*Capo the 2<sup>nd</sup> fret to get the key of D.*  
*Capo the 4<sup>th</sup> fret to get the key of E.*